

UNITED KINGDOM AND THE UNITED STATES

United States → United Kingdom

United Kingdom → United States

JOBS

1,382,981

1,340,442

Jobs directly supported by majority-owned affiliates. Estimates for 2024. Total U.S.-related jobs are likely to be higher, because these figures do not include jobs created by trade flows, indirect employment effects through distributors or suppliers, or via non-equity arrangements such as strategic alliances, joint ventures, or other deals.

INVESTMENT

\$1 tn

Foreign Direct Investment (FDI), 2024

\$742.7 bn

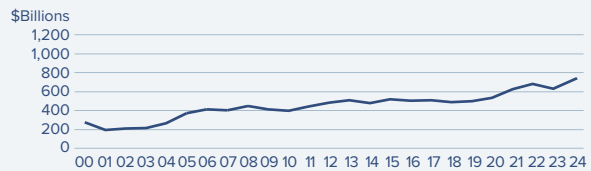
Foreign Direct Investment (FDI), 2024

U.S. foreign direct investment in the UK totaled \$1 trillion in 2024. The UK's foreign direct investment in the U.S., by immediate investor, stood at \$742 billion, whereas FDI by ultimate beneficial owner totaled \$667 billion. Immediate investor metrics are used for comparisons over time. Sales of American and British affiliates in each other's markets exceeded \$1.5 trillion in 2023. According to 2024 estimates, U.S. and UK affiliates each employed over 1.3 million workers in the other's market.

U.S. FDI Position in the United Kingdom



The United Kingdom FDI Position in the U.S.



Foreign direct investment position, by immediate investor, historical-cost basis, 2000-2024.

TRADE

12%

The U.S. supplied 12% of the United Kingdom's total imports...

19.4%

...but the U.S. share increases to 19.4% when trade with the EU is excluded from the total.

12.1%

The U.S. received 12.1% of the total goods the United Kingdom exported to the world...

21.4%

...but the U.S. share increases to 21.4% when trade with the EU is excluded from the total.

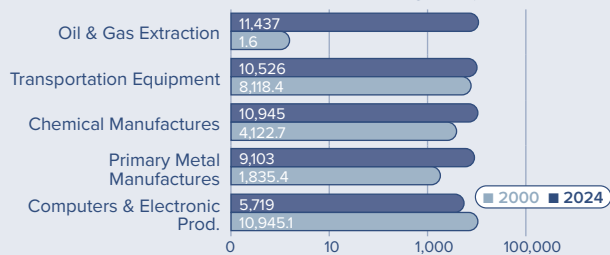
\$97 bn

U.S. Goods Exports to the United Kingdom, 2025

\$66 bn

U.S. Goods Imports from the United Kingdom, 2025

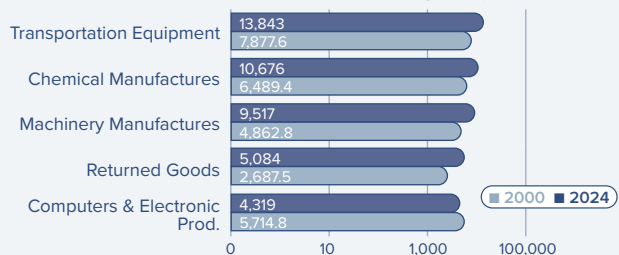
Top Five U.S. Goods Exports to the United Kingdom (2024, \$Millions)



Top State Exporters of Goods to the United Kingdom (2024, \$Millions)



Top Five U.S. Goods Imports from the United Kingdom (2024, \$Millions)



Top State Importers of Goods from the United Kingdom (2024, \$Millions)



TRADE IN SERVICES

\$99.4 bn

U.S. Services Exports to the United Kingdom, 2024

\$93 bn

U.S. Services Imports from the United Kingdom, 2024

Sources: Bureau of Economic Analysis; U.S. Commerce Department; International Monetary Fund; Office of Trade and Economic Analysis.