

UKRAINE AND THE UNITED STATES

United States → Ukraine

Ukraine → United States

JOBS

32,926

714

Jobs directly supported by majority-owned affiliates. Estimates for 2024. Total U.S.-related jobs are likely to be higher, because these figures do not include jobs created by trade flows, indirect employment effects through distributors or suppliers, or via non-equity arrangements such as strategic alliances, joint ventures, or other deals.

INVESTMENT

\$950 m

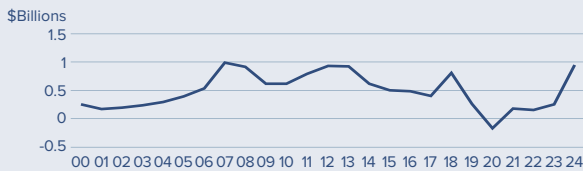
Foreign Direct Investment (FDI), 2024

-\$1 m

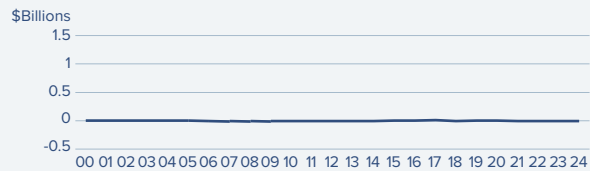
Foreign Direct Investment (FDI), 2024

While foreign direct investment from the U.S. to Ukraine approached \$1 billion at points between 2006 and 2018 and then went negative in 2020, investment has begun climbing again to reach \$950 million in 2024. Ukraine's foreign direct investment position in the U.S. is small. Value added by U.S. affiliates in Ukraine was nearly \$2.4 billion in 2023 compared to an estimated \$86 million added by Ukrainian affiliates in the U.S. Total sales of U.S. foreign affiliates in Ukraine stood at \$8.2 billion in 2023.

U.S. FDI Position in Ukraine



Ukraine FDI Position in the U.S.



Foreign direct investment position, by immediate investor, historical-cost basis, 2000-2024.

TRADE



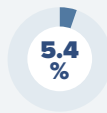
The U.S. supplied 3.9% of Ukraine's total imports...



...but the U.S. share increases to 7.7% when trade with the EU and the UK is excluded from the total.



The U.S. received 2% of the total goods Ukraine exported to the world...



...but the U.S. share increases to 5.4% when trade with the EU and the UK is excluded from the total.

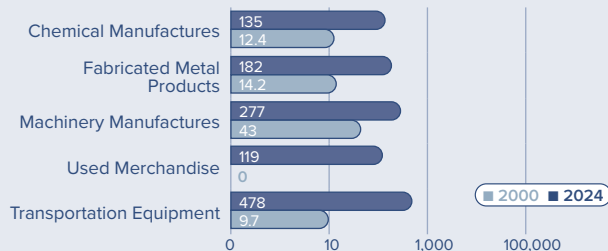
\$2.4 bn

U.S. Goods Exports to Ukraine, 2025

\$1.5 bn

U.S. Goods Imports from Ukraine, 2025

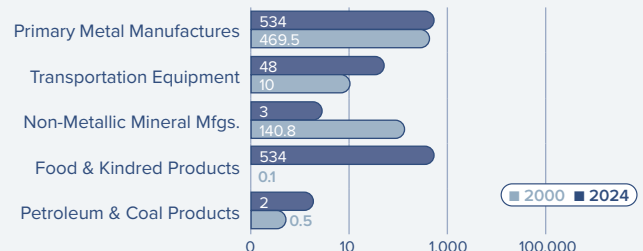
Top Five U.S. Goods Exports to Ukraine (2024, \$Millions)



Top State Exporters of Goods to Ukraine (2024, \$Millions)



Top Five U.S. Goods Imports from Ukraine (2024, \$Millions)



Top State Importers of Goods from Ukraine (2024, \$Millions)



TRADE IN SERVICES

N/A

U.S. Services Exports to Ukraine, 2024

N/A

U.S. Services Imports from Ukraine, 2024

Sources: Bureau of Economic Analysis; U.S. Commerce Department; International Monetary Fund; Office of Trade and Economic Analysis.