

# TÜRKIYE AND THE UNITED STATES

United States → Türkiye

Türkiye → United States

## JOBS

**62,721**

**7,242**

Jobs directly supported by majority-owned affiliates. Estimates for 2024. Total U.S.-related jobs are likely to be higher, because these figures do not include jobs created by trade flows, indirect employment effects through distributors or suppliers, or via non-equity arrangements such as strategic alliances, joint ventures, or other deals.

## INVESTMENT

**\$6.6 bn**

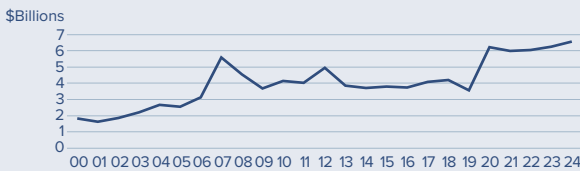
Foreign Direct Investment (FDI), 2024

**\$2.3 bn**

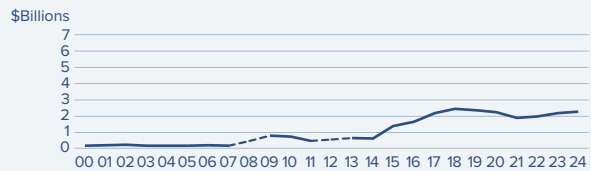
Foreign Direct Investment (FDI), 2024

The investment balance favors Türkiye, with U.S. foreign direct investment in Türkiye at \$6.6 billion in 2024 versus Türkiye's \$2.3 billion of investment in the U.S. In 2023 affiliates of U.S. multinationals had sales of nearly \$33 billion in Türkiye compared to Türkiye's affiliate sales in the U.S. of only \$3.9 billion. U.S. affiliate employment in Türkiye remains near all-time highs.

U.S. FDI Position in Türkiye

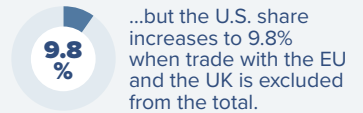
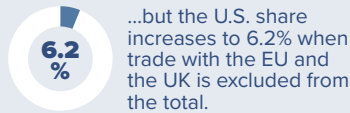


Türkiye FDI Position in the U.S.



Foreign direct investment position, by immediate investor, historical-cost basis, 2000-2024.

## TRADE



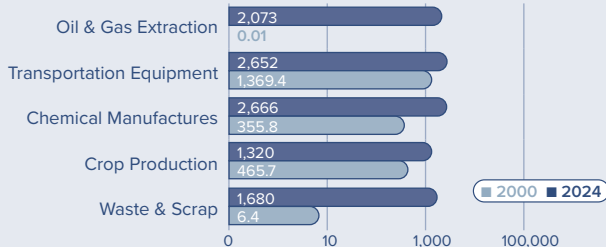
**\$20.4 bn**

U.S. Goods Exports to Türkiye, 2025

**\$17.5 bn**

U.S. Goods Imports from Türkiye, 2025

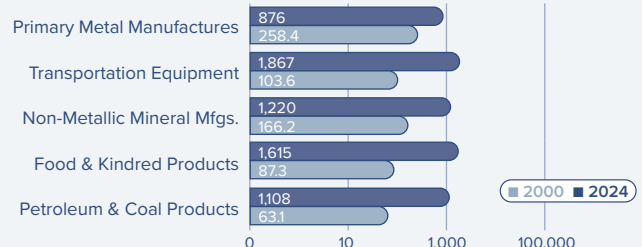
Top Five U.S. Goods Exports to Türkiye (2024, \$Millions)



Top State Exporters of Goods to Türkiye (2024, \$Millions)



Top Five U.S. Goods Imports from Türkiye (2024, \$Millions)



Top State Importers of Goods from Türkiye (2024, \$Millions)



## TRADE IN SERVICES

**\$5.9 bn**

U.S. Services Exports to Türkiye, 2024

**\$5 bn**

U.S. Services Imports from Türkiye, 2024

Note: Dotted line indicates that data has been suppressed for a particular year to avoid disclosure of individual company data. Sources: Bureau of Economic Analysis; U.S. Commerce Department; International Monetary Fund; Office of Trade and Economic Analysis.