

SPAIN AND THE UNITED STATES

United States → Spain

Spain → United States

JOBS

63,860

89,095

Jobs directly supported by majority-owned affiliates. Estimates for 2024. Total U.S.-related jobs are likely to be higher, because these figures do not include jobs created by trade flows, indirect employment effects through distributors or suppliers, or via non-equity arrangements such as strategic alliances, joint ventures, or other deals.

INVESTMENT

\$33.8 bn
Foreign Direct Investment (FDI), 2024

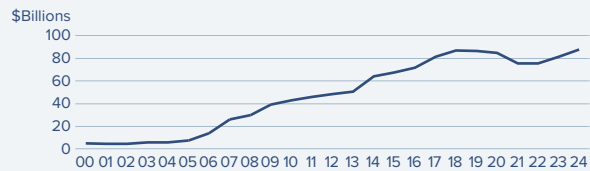
\$87.4 bn
Foreign Direct Investment (FDI), 2024

U.S. direct investment in Spain has remained stable in recent years, totaling \$33.8 billion in 2024. Meanwhile, the U.S. has seen its inward FDI stock from Spain double since 2009. Spanish affiliates based in the U.S. now employ about a third more workers than U.S. affiliates in Spain, according to 2024 estimates.

U.S. FDI Position in Spain



Spain FDI Position in the U.S.



Foreign direct investment position, by immediate investor, historical-cost basis, 2000-2024.

TRADE

The U.S. supplied 5.7% of Spain's total imports...

...but the U.S. share increases to 12.7% when intra-EU trade is excluded from the total.

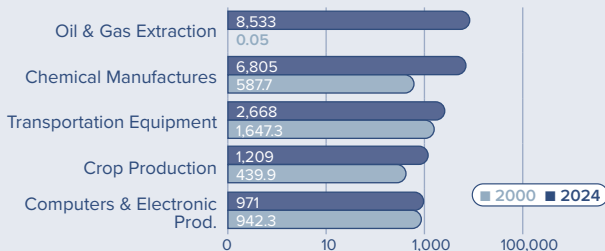
The U.S. received 5% of the total goods Spain exported to the world...

...but the U.S. share increases to 13.7% when intra-EU trade is excluded from the total.

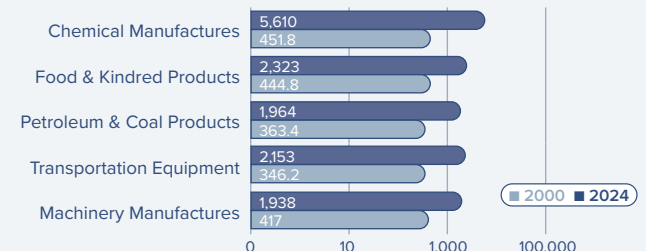
\$26.1 m U.S. Goods Exports to Spain, 2025

\$22.1 bn U.S. Goods Imports from Spain, 2025

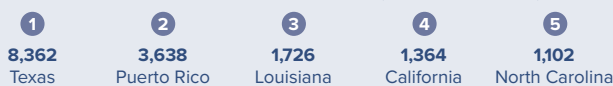
Top Five U.S. Goods Exports to Spain (2024, \$Millions)



Top Five U.S. Goods Imports from Spain (2024, \$Millions)



Top State Exporters of Goods to Spain (2024, \$Millions)



Top State Importers of Goods from Spain (2024, \$Millions)



TRADE IN SERVICES

\$10.8 bn U.S. Services Exports to Spain, 2024

\$12.6 bn U.S. Services Imports from Spain, 2024

Sources: Bureau of Economic Analysis; U.S. Commerce Department; International Monetary Fund; Office of Trade and Economic Analysis.