

SLOVENIA AND THE UNITED STATES

United States → Slovenia

Slovenia → United States



JOBS

5,252

<500

Jobs directly supported by majority-owned affiliates. Estimates for 2024. Total U.S.-related jobs are likely to be higher, because these figures do not include jobs created by trade flows, indirect employment effects through distributors or suppliers, or via non-equity arrangements such as strategic alliances, joint ventures, or other deals.



INVESTMENT

\$69 m

Foreign Direct Investment (FDI), 2024

\$10 m

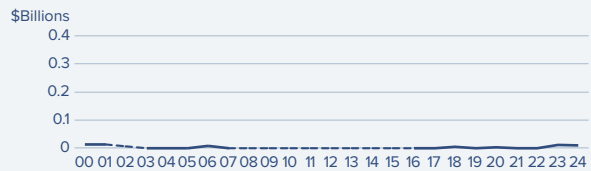
Foreign Direct Investment (FDI), 2024

U.S. foreign direct investment in Slovenia remains relatively low compared to other EU countries, and fell in 2024. Meanwhile, Slovenia's outward FDI stock in the U.S. only saw a small increase, with affiliates supporting fewer than 500 jobs. U.S. direct investment in Slovenia supported about 5,000 jobs in 2024, but has been relatively flat since 2004. U.S. foreign affiliate sales in Slovenia stood at \$969 million in 2023, compared with \$6 million foreign affiliate sales earned by Slovenian firms in the U.S.

U.S. FDI Position in Slovenia



Slovenia FDI Position in the U.S.



Foreign direct investment position, by immediate investor, historical-cost basis, 2000-2024.



TRADE

0.4%

The U.S. supplied 0.4% of Slovenia's total imports...

0.9%

...but the U.S. share increases to 0.9% when intra-EU trade is excluded from the total.

1.3%

The U.S. received 1.3% of the total goods Slovenia exported to the world...

3.1%

...but the U.S. share increases to 3.1% when intra-EU trade is excluded from the total.

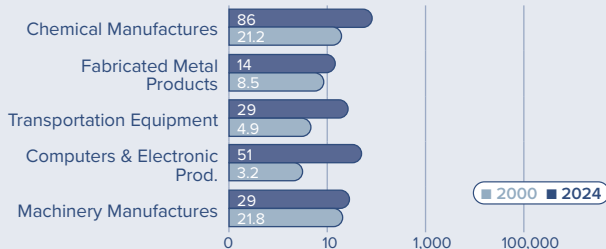
\$500 m

U.S. Goods Exports to Slovenia, 2025

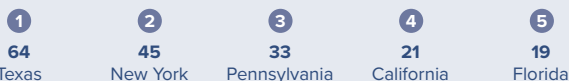
\$3.2 bn

U.S. Goods Imports from Slovenia, 2025

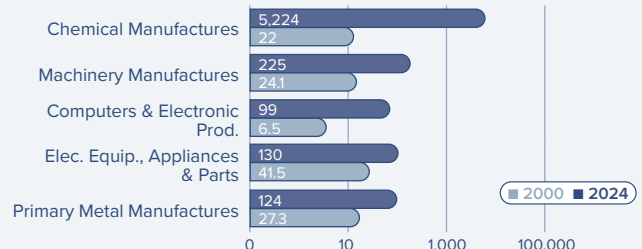
Top Five U.S. Goods Exports to Slovenia (2024, \$Millions)



Top State Exporters of Goods to Slovenia (2024, \$Millions)



Top Five U.S. Goods Imports from Slovenia (2024, \$Millions)



Top State Importers of Goods from Slovenia (2024, \$Millions)



TRADE IN SERVICES

\$256 m

U.S. Services Exports to Slovenia, 2024

\$104 m

U.S. Services Imports from Slovenia, 2024

Note: Dotted line indicates that data has been suppressed for a particular year to avoid disclosure of individual company data. Sources: Bureau of Economic Analysis; U.S. Commerce Department; International Monetary Fund; Office of Trade and Economic Analysis.