

SLOVAKIA AND THE UNITED STATES

United States → Slovakia

Slovakia → United States

JOBS

35,148

<50

Jobs directly supported by majority-owned affiliates. Estimates for 2024. Total U.S.-related jobs are likely to be higher, because these figures do not include jobs created by trade flows, indirect employment effects through distributors or suppliers, or via non-equity arrangements such as strategic alliances, joint ventures, or other deals.

INVESTMENT

\$632 m

Foreign Direct Investment (FDI), 2024

-\$8 m

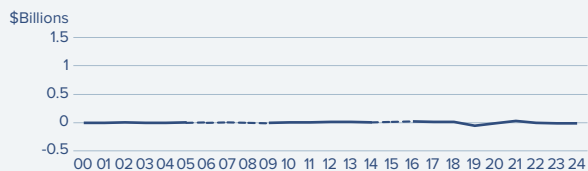
Foreign Direct Investment (FDI), 2024

America's investment stock in Slovakia is relatively small, but foreign affiliate sales were around \$8.5 billion in 2023. U.S. foreign affiliates in Slovakia employed an estimated 35,000 workers. Meanwhile, Slovakia's direct investment position in the U.S. was negative in 2024, and affiliate employment amounted to fewer than 50 workers.

U.S. FDI Position in Slovakia



Slovakia FDI Position in the U.S.



Foreign direct investment position, by immediate investor, historical-cost basis, 2000-2024.

TRADE

0.6%

The U.S. supplied 0.6% of Slovakia's total imports...

3.1%

...but the U.S. share increases to 3.1% when intra-EU trade is excluded from the total.

4.5%

The U.S. received 4.5% of the total goods Slovakia exported to the world...

19.8%

...but the U.S. share increases to 19.8% when intra-EU trade is excluded from the total.

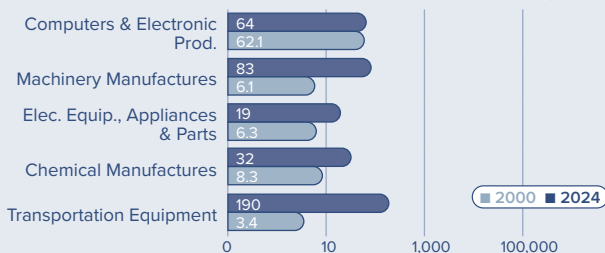
\$1 bn

U.S. Goods Exports to Slovakia, 2025

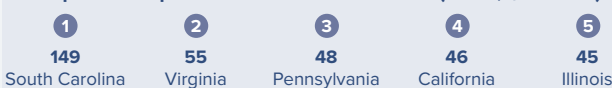
\$6.7 bn

U.S. Goods Imports from Slovakia, 2025

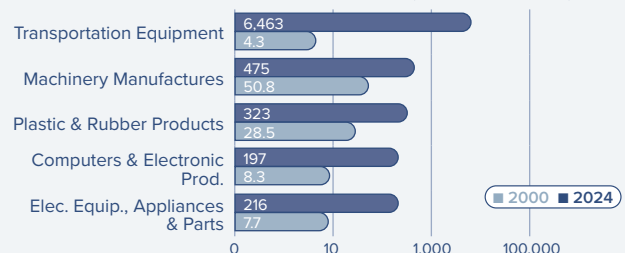
Top Five U.S. Goods Exports to Slovakia (2024, \$Millions)



Top State Exporters of Goods to Slovakia (2024, \$Millions)



Top Five U.S. Goods Imports from Slovakia (2024, \$Millions)



Top State Importers of Goods from Slovakia (2024, \$Millions)



TRADE IN SERVICES

\$448 m

U.S. Services Exports to Slovakia, 2024

\$217 m

U.S. Services Imports from Slovakia, 2024