

POLAND AND THE UNITED STATES

United States → Poland

Poland → United States

JOBS

241,432

1,545

Jobs directly supported by majority-owned affiliates. Estimates for 2024. Total U.S.-related jobs are likely to be higher, because these figures do not include jobs created by trade flows, indirect employment effects through distributors or suppliers, or via non-equity arrangements such as strategic alliances, joint ventures, or other deals.

INVESTMENT

\$10.7 bn

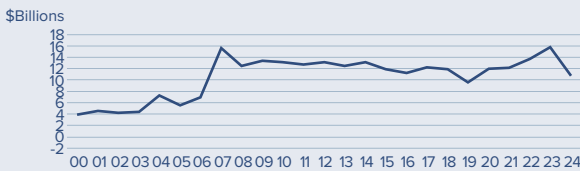
Foreign Direct Investment (FDI), 2024

\$594 m

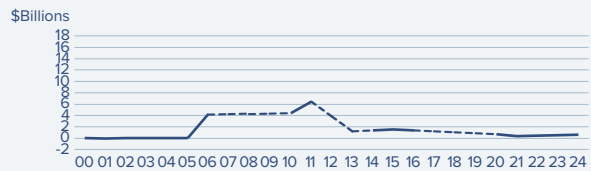
Foreign Direct Investment (FDI), 2024

As one of the largest markets in central Europe, Poland has attracted significant sums of U.S. foreign direct investment. The estimated U.S. affiliate workforce of 241,400 workers in Poland has become the fifth largest in Europe, only after the UK, Germany, France and Italy. Polish firms in the U.S. investments of \$594 million in 2024 supported 1,500 jobs.

U.S. FDI Position in Poland



Poland FDI Position in the U.S.



Foreign direct investment position, by immediate investor, historical-cost basis, 2000-2024.

TRADE

3.1%

The U.S. supplied 3.1% of Poland's total imports...

9.6%

...but the U.S. share increases to 9.6% when intra-EU trade is excluded from the total.

3.1%

The U.S. received 3.1% of the total goods Poland exported to the world...

12.5%

...but the U.S. share increases to 12.5% when intra-EU trade is excluded from the total.

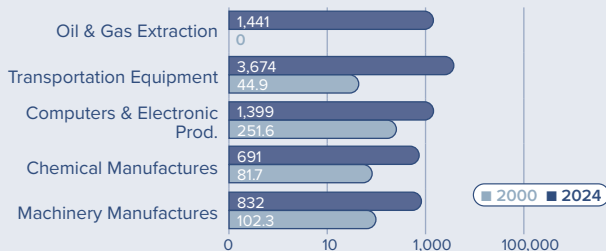
\$14.2 bn

U.S. Goods Exports to Poland, 2025

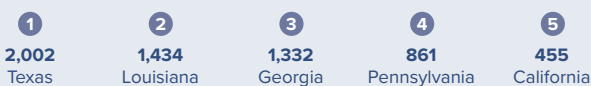
\$14.5 bn

U.S. Goods Imports from Poland, 2025

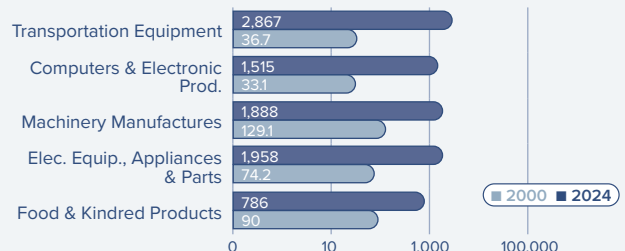
Top Five U.S. Goods Exports to Poland (2024, \$Millions)



Top State Exporters of Goods to Poland (2024, \$Millions)



Top Five U.S. Goods Imports from Poland (2024, \$Millions)



Top State Importers of Goods from Poland (2024, \$Millions)



TRADE IN SERVICES

\$4.8 bn

U.S. Services Exports to Poland, 2024

\$4.2 bn

U.S. Services Imports from Poland, 2024

Note: Dotted line indicates that data has been suppressed for a particular year to avoid disclosure of individual company data. *Latest year of available data. Sources: Bureau of Economic Analysis; U.S. Commerce Department; International Monetary Fund; Office of Trade and Economic Analysis.