

NORWAY AND THE UNITED STATES

United States → Norway

Norway → United States

JOBS

36,874

9,579

Jobs directly supported by majority-owned affiliates. Estimates for 2024. Total U.S.-related jobs are likely to be higher, because these figures do not include jobs created by trade flows, indirect employment effects through distributors or suppliers, or via non-equity arrangements such as strategic alliances, joint ventures, or other deals.

INVESTMENT

\$12.6 bn

Foreign Direct Investment (FDI), 2024

\$46.9 bn

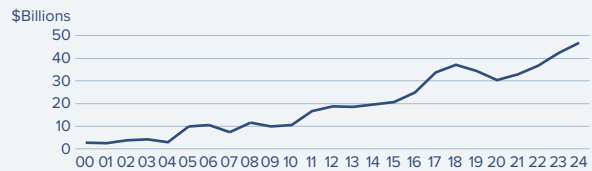
Foreign Direct Investment (FDI), 2024

Norway's FDI position in the U.S. was nearly four times the U.S.' investment position in Norway in 2024. The employment balance, however, is heavily skewed in favor of Norway, with U.S. foreign affiliates employing roughly 36,900 Norwegian workers, according to 2024 estimates. Meanwhile Norwegian companies employed over 9,600 workers in the U.S.

U.S. FDI Position in Norway

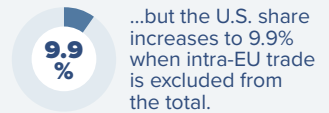
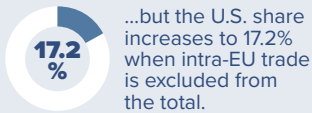


Norway FDI Position in the U.S.



Foreign direct investment position, by immediate investor, historical-cost basis, 2000-2024.

TRADE



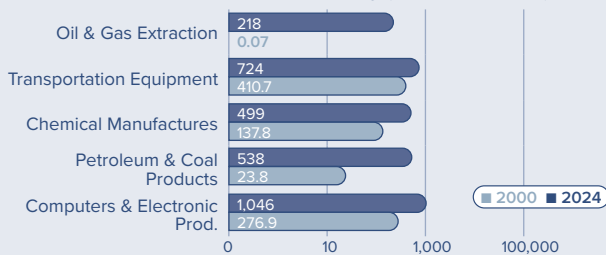
\$4.6 bn

U.S. Goods Exports to Norway, 2025

\$6.9 bn

U.S. Goods Imports from Norway, 2025

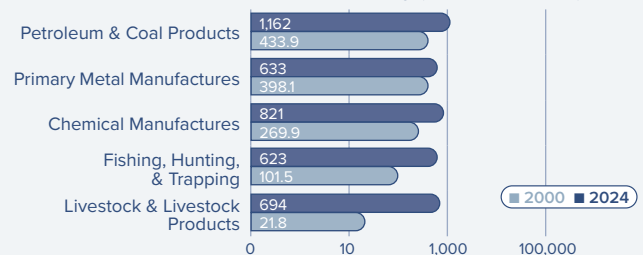
Top Five U.S. Goods Exports to Norway (2024, \$Millions)



Top State Exporters of Goods to Norway (2024, \$Millions)



Top Five U.S. Goods Imports from Norway (2024, \$Millions)



Top State Importers of Goods from Norway (2024, \$Millions)



TRADE IN SERVICES

\$2.8 bn

U.S. Services Exports to Norway, 2024

\$2.8 bn

U.S. Services Imports from Norway, 2024

Sources: Bureau of Economic Analysis; U.S. Commerce Department; International Monetary Fund; Office of Trade and Economic Analysis.