

MALTA AND THE UNITED STATES

United States → Malta

Malta → United States

JOBS

3,232

1,938

Jobs directly supported by majority-owned affiliates. Estimates for 2024. Total U.S.-related jobs are likely to be higher, because these figures do not include jobs created by trade flows, indirect employment effects through distributors or suppliers, or via non-equity arrangements such as strategic alliances, joint ventures, or other deals.

INVESTMENT

\$18.9 bn

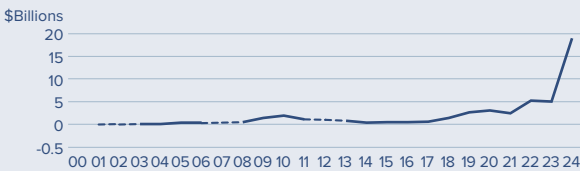
Foreign Direct Investment (FDI), 2024

\$4 bn

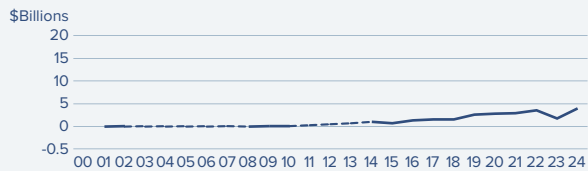
Foreign Direct Investment (FDI), 2024

Despite the country's tiny population, hovering around 525,000 people, Malta has attracted a relatively large amount of foreign direct investment from the U.S. The investment position of the U.S. in Malta amounted to \$18.9 billion in 2024. In addition, American investment directly supported jobs for roughly 3,200 workers in Malta, according to 2024 estimates. Meanwhile, Malta's direct investment position in the U.S. remains comparatively small, at around \$4 billion in 2024.

U.S. FDI Position in Malta



Malta FDI Position in the U.S.



Foreign direct investment position, by immediate investor, historical-cost basis, 2000-2024.

TRADE

The U.S. supplied 3.2% of Malta's total imports...

...but the U.S. share increases to 8.7% when intra-EU trade is excluded from the total.

The U.S. received 4.1% of the total goods Malta exported to the world...

...but the U.S. share increases to 8.6% when intra-EU trade is excluded from the total.

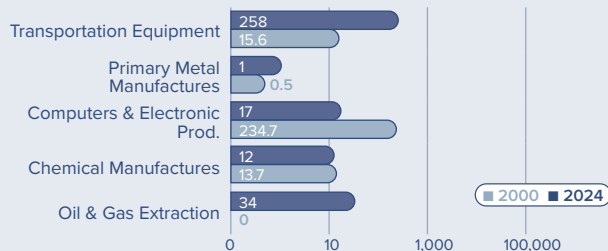
\$700 m

U.S. Goods Exports to Cyprus, 2025

\$300 m

U.S. Goods Imports from Cyprus, 2025

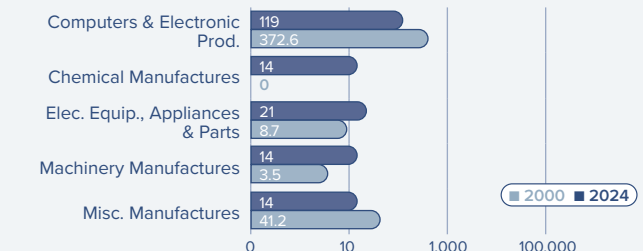
Top Five U.S. Goods Exports to Malta (2024, \$Millions)




Top State Exporters of Goods to Malta (2024, \$Millions)



Top Five U.S. Goods Imports from Malta (2024, \$Millions)



Top State Importers of Goods from Malta (2024, \$Millions)



TRADE IN SERVICES

\$0.4 bn

U.S. Services Exports to Malta, 2024

\$0.9 bn

U.S. Services Imports from Malta, 2024

Note: Dotted line indicates that data has been suppressed for a particular year to avoid disclosure of individual company data. Sources: Bureau of Economic Analysis; U.S. Commerce Department; International Monetary Fund; Office of Trade and Economic Analysis.