

LUXEMBOURG AND THE UNITED STATES

United States → Luxembourg

Luxembourg → United States

JOBS

21,115

82,606

Jobs directly supported by majority-owned affiliates. Estimates for 2024. Total U.S.-related jobs are likely to be higher, because these figures do not include jobs created by trade flows, indirect employment effects through distributors or suppliers, or via non-equity arrangements such as strategic alliances, joint ventures, or other deals.

INVESTMENT

\$569.6 bn

Foreign Direct Investment (FDI), 2024

\$248.1 bn

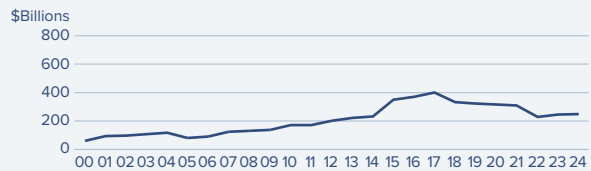
Foreign Direct Investment (FDI), 2024

Investment between the U.S. and Luxembourg is skewed in favor of Luxembourg. Estimated U.S. foreign affiliate sales in Luxembourg were nearly three times greater than sales of Luxembourg affiliates in the U.S. Foreign direct investment and employment by Luxembourg firms in the U.S. have somewhat fluctuated over the past decade. In 2010, employment reached a first peak of 38,300 workers, then fell to as low as 5,200 workers in 2016, and has since risen to a new peak of an estimated 82,600 workers in 2024.

U.S. FDI Position in Luxembourg



Luxembourg FDI Position in the U.S.



Foreign direct investment position, by immediate investor, historical-cost basis, 2000-2024.

TRADE

2.5%

The U.S. supplied 2.5% of Luxembourg's total imports...

27.6%

...but the U.S. share increases to 27.6% when intra-EU trade is excluded from the total.

3.3%

The U.S. received 3.3% of the total goods Luxembourg exported to the world...

15.9%

...but the U.S. share increases to 15.9% when intra-EU trade is excluded from the total.

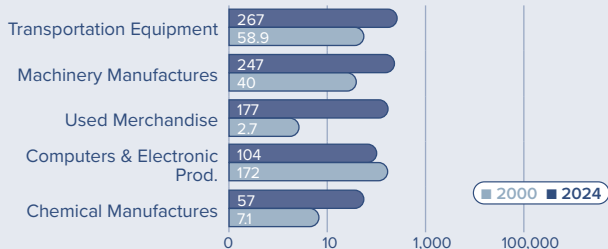
\$1.4 bn

U.S. Goods Exports to Luxembourg, 2025

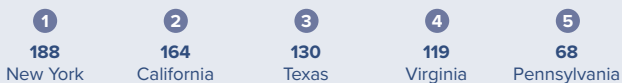
\$1 bn

U.S. Goods Imports from Luxembourg, 2025

Top Five U.S. Goods Exports to Luxembourg (2024, \$Millions)



Top State Exporters of Goods to Luxembourg (2024, \$Millions)



Top Five U.S. Goods Imports from Luxembourg (2024, \$Millions)



Top State Importers of Goods from Luxembourg (2024, \$Millions)



TRADE IN SERVICES

\$28 bn

U.S. Services Exports to Luxembourg, 2024

\$2.6 bn

U.S. Services Imports from Luxembourg, 2024

Sources: Bureau of Economic Analysis; U.S. Commerce Department; International Monetary Fund; Office of Trade and Economic Analysis.