

LATVIA AND THE UNITED STATES

United States → Latvia

Latvia → United States

JOBS

1,818

<50

Jobs directly supported by majority-owned affiliates. Estimates for 2024. Total U.S.-related jobs are likely to be higher, because these figures do not include jobs created by trade flows, indirect employment effects through distributors or suppliers, or via non-equity arrangements such as strategic alliances, joint ventures, or other deals.

INVESTMENT

\$58 m

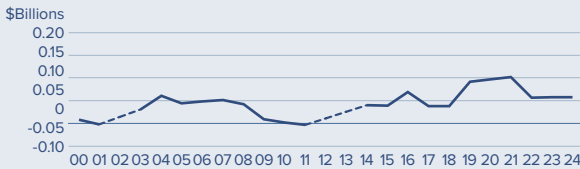
Foreign Direct Investment (FDI), 2024

\$0 m

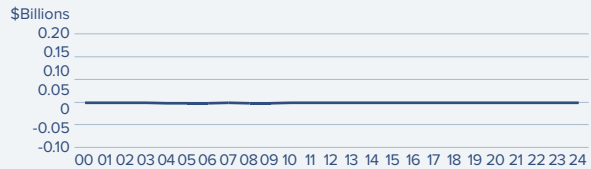
Foreign Direct Investment (FDI), 2024

Latvia, with less than two million people, has yet to attract significant foreign direct investment from the United States. U.S. FDI in Latvia has risen slightly since 2016 but fallen from its 2021 high, along with U.S. affiliate employment, which is the second lowest in the EU, ahead of Malta. Foreign sales by U.S. firms in Latvia stood at \$528 million in 2023. By contrast, sales by Latvian firms in the U.S. were just \$54 million.

U.S. FDI Position in Latvia



Latvia FDI Position in the U.S.



Foreign direct investment position, by immediate investor, historical-cost basis, 2000-2024.

TRADE

0.9%

The U.S. supplied 0.9% of Latvia's total imports...

1.1%

...but the U.S. share increases to 1.1% when intra-EU trade is excluded from the total.

2.4%

The U.S. received 2.4% of the total goods Latvia exported to the world...

6.8%

...but the U.S. share increases to 6.8% when intra-EU trade is excluded from the total.

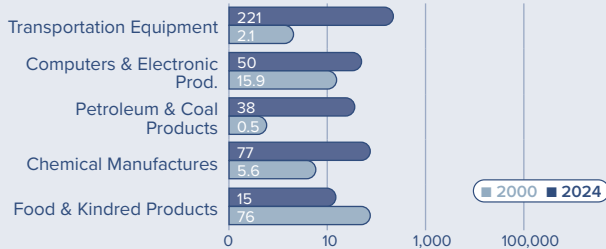
\$500 m

U.S. Goods Exports to Latvia, 2025

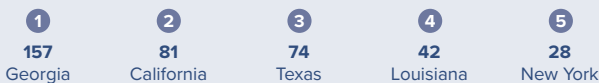
\$700 m

U.S. Goods Imports from Latvia, 2025

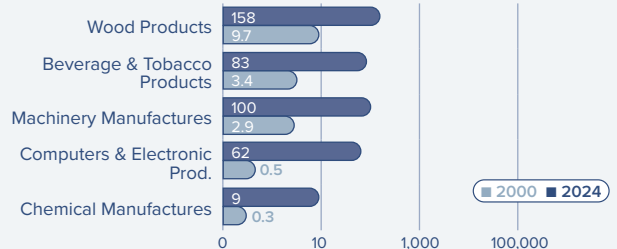
Top Five U.S. Goods Exports to Latvia (2024, \$Millions)



Top State Exporters of Goods to Latvia (2024, \$Millions)



Top Five U.S. Goods Imports from Latvia (2024, \$Millions)



Top State Importers of Goods from Latvia (2024, \$Millions)



TRADE IN SERVICES

\$310 m

U.S. Services Exports to Latvia, 2024

\$139 m

U.S. Services Imports from Latvia, 2024

Note: Dotted line indicates that data has been suppressed for a particular year to avoid disclosure of individual company data. Sources: Bureau of Economic Analysis; U.S. Commerce Department; International Monetary Fund; Office of Trade and Economic Analysis.