

ITALY AND THE UNITED STATES

United States → Italy

Italy → United States



JOBS

249,466

100,116

Jobs directly supported by majority-owned affiliates. Estimates for 2024. Total U.S.-related jobs are likely to be higher, because these figures do not include jobs created by trade flows, indirect employment effects through distributors or suppliers, or via non-equity arrangements such as strategic alliances, joint ventures, or other deals.



INVESTMENT

\$36 bn

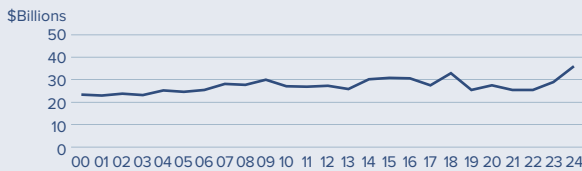
Foreign Direct Investment (FDI), 2024

\$48.5 bn

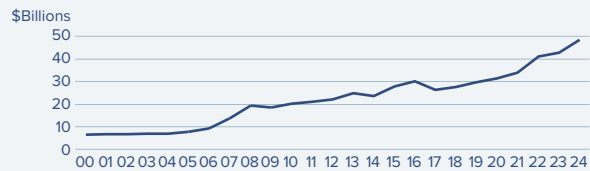
Foreign Direct Investment (FDI), 2024

America's FDI position has risen over in recent years, while Italian investment in the U.S. is now over six times more than it was in 2000. In 2023, Italy benefited more with regards to affiliate sales, value added and employment. For example, value added by U.S. affiliates in Italy was more than double the value added of Italian companies in the U.S. Also, affiliates of U.S.-owned companies supported over 140,000 more jobs in Italy than Italian multinationals supported in the U.S., according to 2024 estimates.

U.S. FDI Position in Italy



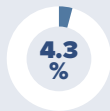
Italy FDI Position in the U.S.



Foreign direct investment position, by immediate investor, historical-cost basis, 2000-2024.



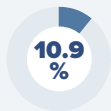
TRADE



The U.S. supplied 4.3% of Italy's total imports...



...but the U.S. share increases to 9.9% when intra-EU trade is excluded from the total.



The U.S. received 10.9% of the total goods Italy exported to the world...



...but the U.S. share increases to 22.9% when intra-EU trade is excluded from the total.

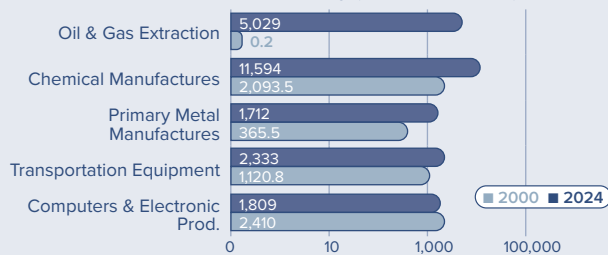
\$43.7 bn

U.S. Goods Exports to Italy, 2025

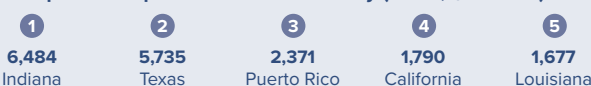
\$76.4 bn

U.S. Goods Imports from Italy, 2025

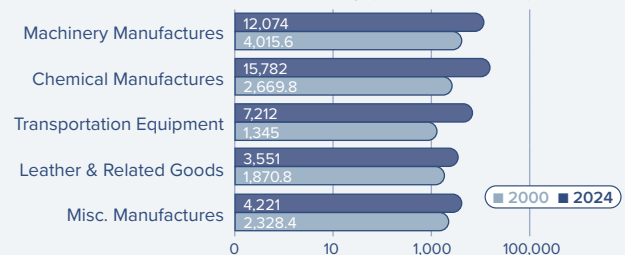
Top Five U.S. Goods Exports to Italy (2024, \$Millions)



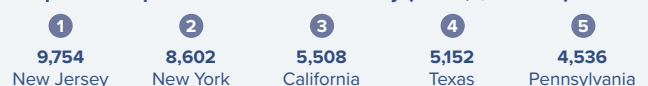
Top State Exporters of Goods to Italy (2024, \$Millions)



Top Five U.S. Goods Imports from Italy (2024, \$Millions)



Top State Importers of Goods from Italy (2024, \$Millions)



TRADE IN SERVICES

\$12 bn

U.S. Services Exports to Italy, 2024

\$16.4 bn

U.S. Services Imports from Italy, 2024

Sources: Bureau of Economic Analysis; U.S. Commerce Department; International Monetary Fund; Office of Trade and Economic Analysis.