

HUNGARY AND THE UNITED STATES

United States → Hungary

Hungary → United States

JOBS

60,873

7,725

Jobs directly supported by majority-owned affiliates. Estimates for 2024. Total U.S.-related jobs are likely to be higher, because these figures do not include jobs created by trade flows, indirect employment effects through distributors or suppliers, or via non-equity arrangements such as strategic alliances, joint ventures, or other deals.

INVESTMENT

\$18.8 bn

Foreign Direct Investment (FDI), 2024

\$26.8 bn

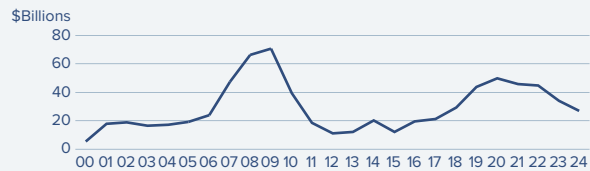
Foreign Direct Investment (FDI), 2024

America's investment base in Hungary has steadily grown in recent years. Value added by U.S.-owned affiliates reached \$4.9 billion in 2023. Meanwhile, Hungarian investment in the U.S. stood at around \$26.8 billion in 2024, though total investment remains below its peak of \$70.7 billion in 2009.

U.S. FDI Position in Hungary



Hungary FDI Position in the U.S.



Foreign direct investment position, by immediate investor, historical-cost basis, 2000-2024.

TRADE

1.4%

The U.S. supplied 1.4% of Hungary's total imports...

4.8%

...but the U.S. share increases to 4.8% when intra-EU trade is excluded from the total.

3%

The U.S. received 3% of the total goods Hungary exported to the world...

14%

...but the U.S. share increases to 14% when intra-EU trade is excluded from the total.

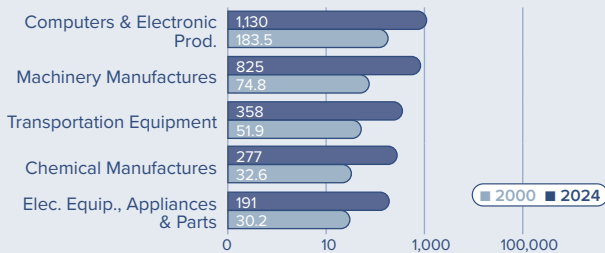
\$3.4 bn

U.S. Goods Exports to Hungary, 2025

\$12 bn

U.S. Goods Imports from Hungary, 2025

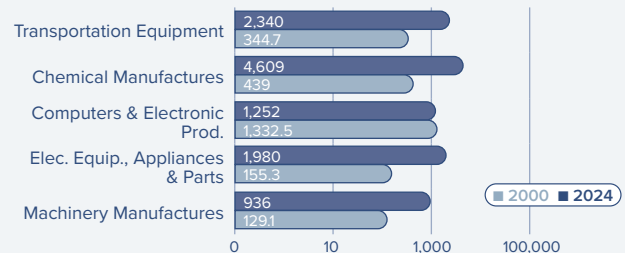
Top Five U.S. Goods Exports to Hungary (2024, \$Millions)



Top State Exporters of Goods to Hungary (2024, \$Millions)



Top Five U.S. Goods Imports from Hungary (2024, \$Millions)



Top State Importers of Goods from Hungary (2024, \$Millions)



TRADE IN SERVICES

\$1.4 bn

U.S. Services Exports to Hungary, 2024

\$1.1 bn

U.S. Services Imports from Hungary, 2024

Sources: Bureau of Economic Analysis; U.S. Commerce Department; International Monetary Fund; Office of Trade and Economic Analysis.