

# GERMANY AND THE UNITED STATES

United States → Germany

Germany → United States

## JOBS

**610,318**

**952,853**

Jobs directly supported by majority-owned affiliates. Estimates for 2024. Total U.S.-related jobs are likely to be higher, because these figures do not include jobs created by trade flows, indirect employment effects through distributors or suppliers, or via non-equity arrangements such as strategic alliances, joint ventures, or other deals.

## INVESTMENT

**\$226.8 bn**

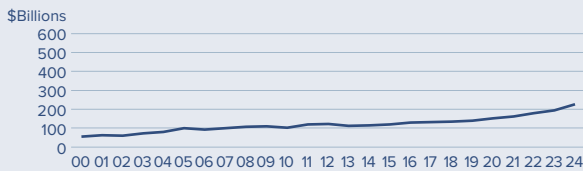
Foreign Direct Investment (FDI), 2024

**\$506.2 bn**

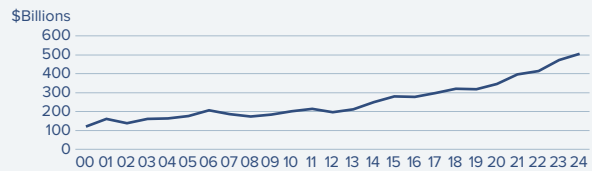
Foreign Direct Investment (FDI), 2024

Germany's investment in the U.S. more than 2.2 times the size of U.S. investment in Germany. Manufacturing, wholesale trade, and transportation equipment manufacturing are the largest industries when it comes to German stock of FDI in the U.S. The value added by German affiliates in the United States (\$179 billion) was higher than that of U.S. affiliates operating in Germany (\$92 billion) in 2023. German affiliates in the U.S. also employed more workers than U.S. firms in Germany.

U.S. FDI Position in Germany



Germany FDI Position in the U.S.



Foreign direct investment position, by immediate investor, historical-cost basis, 2000-2024.

## TRADE

**5.3%**  
The U.S. supplied 5.3% of Germany's total imports...

**15.2%**  
...but the U.S. share increases to 15.2% when intra-EU trade is excluded from the total.

**10.1%**  
The U.S. received 10.1% of the total goods Germany exported to the world...

**22.2%**  
...but the U.S. share increases to 22.2% when intra-EU trade is excluded from the total.

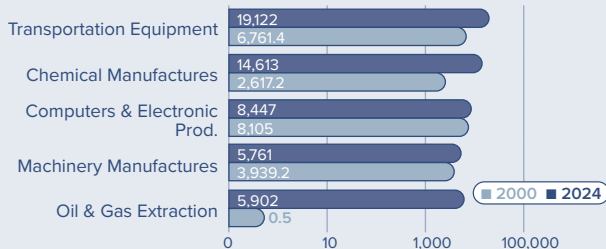
**\$83.1 bn**

U.S. Goods Exports to Germany, 2025

**\$159.2 bn**

U.S. Goods Imports from Germany, 2025

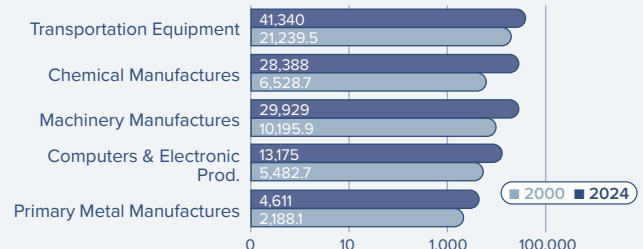
Top Five U.S. Goods Exports to Germany (2024, \$Millions)



Top State Exporters of Goods to Germany (2024, \$Millions)



Top Five U.S. Goods Imports from Germany (2024, \$Millions)



Top State Importers of Goods from Germany (2024, \$Millions)



## TRADE IN SERVICES

**\$45 bn**

U.S. Services Exports to Germany, 2024

**\$47.6 bn**

U.S. Services Imports from Germany, 2024

Sources: Bureau of Economic Analysis; U.S. Commerce Department; International Monetary Fund; Office of Trade and Economic Analysis.