

# FRANCE AND THE UNITED STATES

United States → France

France → United States

## JOBS

**495,945**

**805,357**

Jobs directly supported by majority-owned affiliates. Estimates for 2024. Total U.S.-related jobs are likely to be higher, because these figures do not include jobs created by trade flows, indirect employment effects through distributors or suppliers, or via non-equity arrangements such as strategic alliances, joint ventures, or other deals.

## INVESTMENT

**\$107.9 bn**

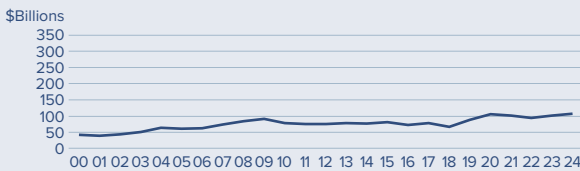
Foreign Direct Investment (FDI), 2024

**\$259.3 bn**

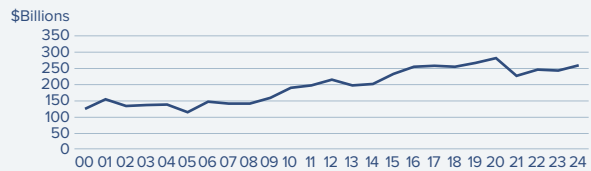
Foreign Direct Investment (FDI), 2024

French investment in the U.S. was more than double (around 140% higher) than U.S. investment in France in 2024. The U.S. is a significant market for French firms, with U.S. affiliates of French firms recording \$377 billion in sales during 2023. The manufacturing sector makes up about 48% of French FDI in the U.S. followed by chemicals & financial institutions. In terms of jobs, U.S. and French affiliates combined employed more than 1.2 million workers in 2024.

U.S. FDI Position in France



France FDI Position in the U.S.



Foreign direct investment position, by immediate investor, historical-cost basis, 2000-2024.

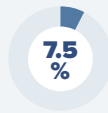
## TRADE



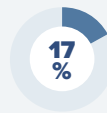
The U.S. supplied 6.1% of France's total imports...



...but the U.S. share increases to 17.2% when intra-EU trade is excluded from the total.



The U.S. received 7.5% of the total goods France exported to the world...



...but the U.S. share increases to 17% when intra-EU trade is excluded from the total.

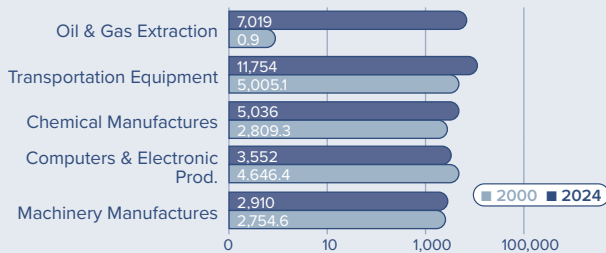
**\$50 bn**

U.S. Goods Exports to France, 2025

**\$69.2 bn**

U.S. Goods Imports from France, 2025

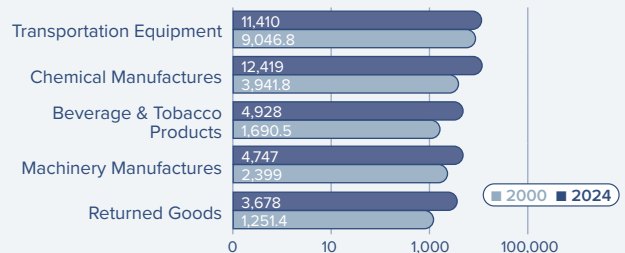
Top Five U.S. Goods Exports to France (2024, \$Millions)



Top State Exporters of Goods to France (2024, \$Millions)



Top Five U.S. Goods Imports from France (2024, \$Millions)



Top State Importers of Goods from France (2024, \$Millions)



## TRADE IN SERVICES

**\$28.8 bn**

U.S. Services Exports to France, 2024

**\$31.6 bn**

U.S. Services Imports from France, 2024

Sources: Bureau of Economic Analysis; U.S. Commerce Department; International Monetary Fund; Office of Trade and Economic Analysis.