

FINLAND AND THE UNITED STATES

United States → Finland

Finland → United States



JOBS

20,600

37,389

Jobs directly supported by majority-owned affiliates. Estimates for 2024. Total U.S.-related jobs are likely to be higher, because these figures do not include jobs created by trade flows, indirect employment effects through distributors or suppliers, or via non-equity arrangements such as strategic alliances, joint ventures, or other deals.



INVESTMENT

\$8.6 bn

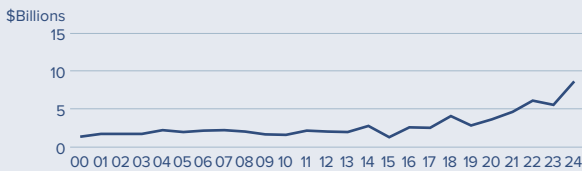
Foreign Direct Investment (FDI), 2024

\$11.9 bn

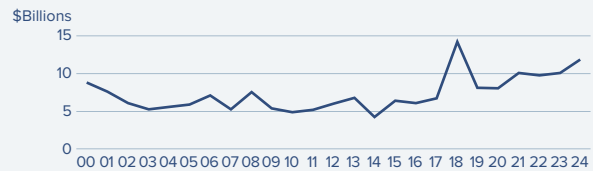
Foreign Direct Investment (FDI), 2024

The direct investment balance favors the United States, with Finnish investment in the U.S. standing at around \$12 billion. Total employment by Finnish companies in the U.S. has also risen substantially over the past few years from 23,000 in 2015 to over 37,000 in 2024. Finnish direct investment in the U.S. is heavily concentrated in the wholesale trade and manufacturing industries, representing 25% and 59% of total FDI, respectively.

U.S. FDI Position in Finland



Finland FDI Position in the U.S.



Foreign direct investment position, by immediate investor, historical-cost basis, 2000-2024.



TRADE



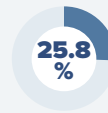
The U.S. supplied 3.8% of Finland's total imports...



...but the U.S. share increases to 12.8% when intra-EU trade is excluded from the total.



The U.S. received 11.3% of the total goods Finland exported to the world...



...but the U.S. share increases to 25.8% when intra-EU trade is excluded from the total.

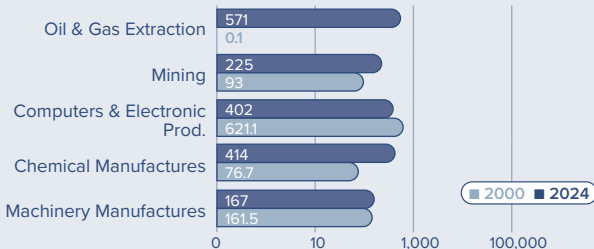
\$2.8 bn

U.S. Goods Exports to Finland, 2025

\$8.3 bn

U.S. Goods Imports from Finland, 2025

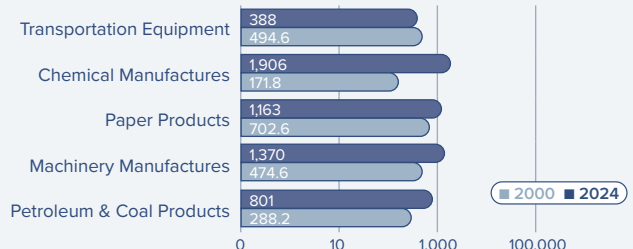
Top Five U.S. Goods Exports to Finland (2024, \$Millions)



Top State Exporters of Goods to Finland (2024, \$Millions)



Top Five U.S. Goods Imports from Finland (2024, \$Millions)



Top State Importers of Goods from Finland (2024, \$Millions)



TRADE IN SERVICES

\$1.9 bn

U.S. Services Exports to Finland, 2024

\$2 bn

U.S. Services Imports from Finland, 2024

Sources: Bureau of Economic Analysis; U.S. Commerce Department; International Monetary Fund; Office of Trade and Economic Analysis.