

ESTONIA AND THE UNITED STATES

United States → Estonia

Estonia → United States

JOBS

3,131

<500

Jobs directly supported by majority-owned affiliates. Estimates for 2024. Total U.S.-related jobs are likely to be higher, because these figures do not include jobs created by trade flows, indirect employment effects through distributors or suppliers, or via non-equity arrangements such as strategic alliances, joint ventures, or other deals.

INVESTMENT

\$-49 m

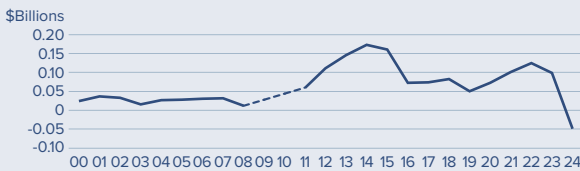
Foreign Direct Investment (FDI), 2024

\$-8 m

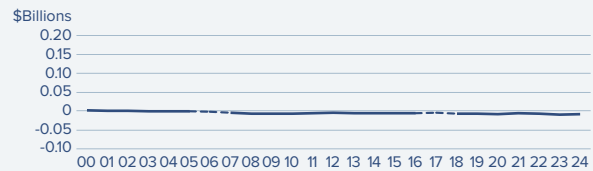
Foreign Direct Investment (FDI), 2024

America's direct investment base in Estonia is one of the smallest of the European Union. U.S. affiliates employed around 3,100 people in Estonia in 2024, while Estonian firms' provided fewer than 500 jobs in the U.S., according to estimates.

U.S. FDI Position in Estonia



Estonia FDI Position in the U.S.



Foreign direct investment position, by immediate investor, historical-cost basis, 2000-2024.

TRADE

1.3%

The U.S. supplied 1.3% of Estonia's total imports...

9.1%

...but the U.S. share increases to 9.1% when intra-EU trade is excluded from the total.

2.8%

The U.S. received 2.8% of the total goods Estonia exported to the world...

10.8%

...but the U.S. share increases to 10.8% when intra-EU trade is excluded from the total.

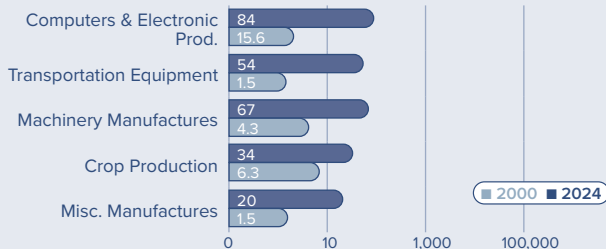
\$400 m

U.S. Goods Exports to Estonia, 2025

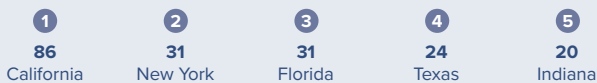
\$1 bn

U.S. Goods Imports from Estonia, 2025

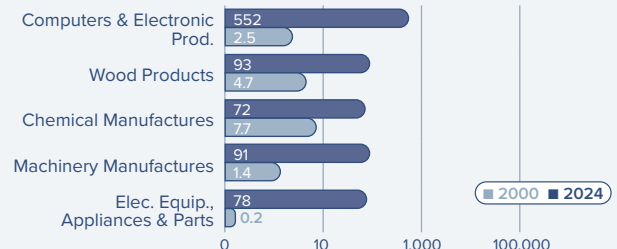
Top Five U.S. Goods Exports to Estonia (2024, \$Millions)



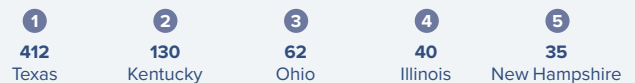
Top State Exporters of Goods to Estonia (2024, \$Millions)



Top Five U.S. Goods Imports from Estonia (2024, \$Millions)



Top State Importers of Goods from Estonia (2024, \$Millions)



TRADE IN SERVICES

\$210 m

U.S. Services Exports to Estonia, 2024

\$210 m

U.S. Services Imports from Estonia, 2024

Note: Dotted line indicates that data has been suppressed for a particular year to avoid disclosure of individual company data. Negative FDI positions can occur when the loans from the affiliate to the parent company exceed the equity and debt investments from the parent to the affiliate, or if a foreign affiliate incurs sufficiently large losses. Sources: Bureau of Economic Analysis; U.S. Commerce Department; International Monetary Fund; Office of Trade and Economic Analysis.