

# DENMARK AND THE UNITED STATES

United States → Denmark

Denmark → United States

## JOBS

**31,003**

**63,139**

Jobs directly supported by majority-owned affiliates. Estimates for 2024. Total U.S.-related jobs are likely to be higher, because these figures do not include jobs created by trade flows, indirect employment effects through distributors or suppliers, or via non-equity arrangements such as strategic alliances, joint ventures, or other deals.

## INVESTMENT

**\$10 bn**

Foreign Direct Investment (FDI), 2024

**\$58.2 bn**

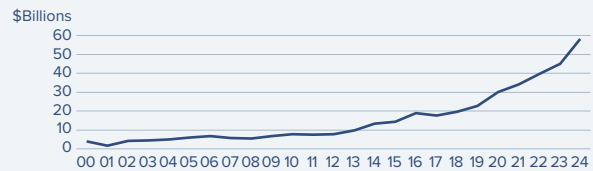
Foreign Direct Investment (FDI), 2024

Denmark's investment position in the U.S. was almost six times the U.S. position in Denmark in 2024. Danish firms' affiliate sales in the U.S. market stood at around \$56 billion while U.S. foreign affiliate sales in Denmark were \$19 billion. Danish affiliates in the U.S. employ more than twice as many people as U.S. affiliates in Denmark.

U.S. FDI Position in Denmark

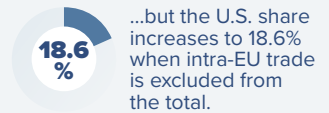
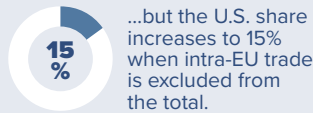


Denmark FDI Position in the U.S.



Foreign direct investment position, by immediate investor, historical-cost basis, 2000-2024.

## TRADE



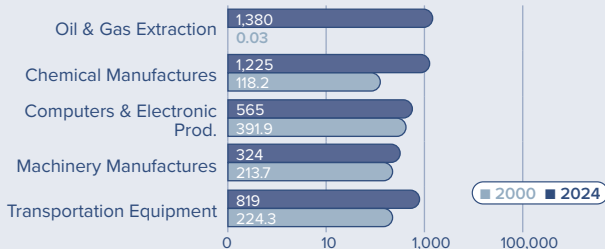
**\$4.6 bn**

U.S. Goods Exports to Denmark, 2025

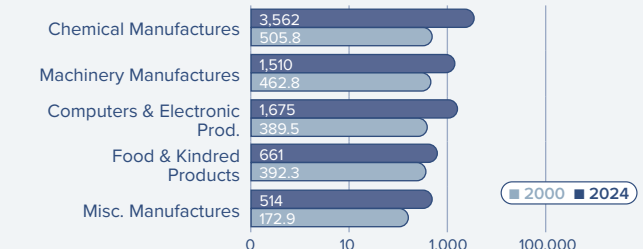
**\$12.4 bn**

U.S. Goods Imports from Denmark, 2025


Top Five U.S. Goods Exports to Denmark (2024, \$Millions)



Top Five U.S. Goods Imports from Denmark (2024, \$Millions)



Top State Exporters of Goods to Denmark (2024, \$Millions)



Top State Importers of Goods from Denmark (2024, \$Millions)



## TRADE IN SERVICES

**\$11.6 bn**

U.S. Services Exports to Denmark, 2024

**\$9.4 bn**

U.S. Services Imports from Denmark, 2024