

CYPRUS AND THE UNITED STATES

United States → Cyprus

Cyprus → United States

JOBS

1,818

4,590

Jobs directly supported by majority-owned affiliates. Estimates for 2024. Total U.S.-related jobs are likely to be higher, because these figures do not include jobs created by trade flows, indirect employment effects through distributors or suppliers, or via non-equity arrangements such as strategic alliances, joint ventures, or other deals.

INVESTMENT

\$14.9 bn

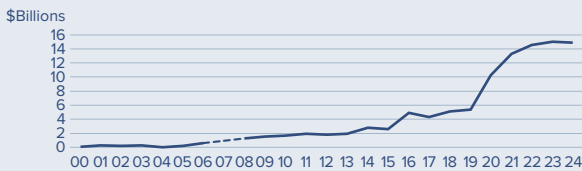
Foreign Direct Investment (FDI), 2024

\$-30 m

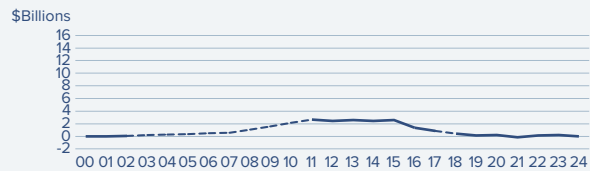
Foreign Direct Investment (FDI), 2024

U.S. investment in Cyprus has risen over the past few years, in part due to the country's relatively low corporate tax rate. In 2024, FDI stood at around \$15 billion. Cyprus's FDI in the U.S., meanwhile, has fallen to low levels last seen approximately two decades ago. However, Cyprus-based companies continued to support more jobs in the U.S. than American corporations support in Cyprus.

U.S. FDI Position in Cyprus



Cyprus FDI Position in the U.S.



Foreign direct investment position, by immediate investor, historical-cost basis, 2000-2024.

TRADE

1.1%

The U.S. supplied 1.1% of Cyprus's total imports...

2.8%

...but the U.S. share increases to 2.8% when intra-EU trade is excluded from the total.

3.2%

The U.S. received 3.2% of the total goods Cyprus exported to the world...

4.1%

...but the U.S. share increases to 4.1% when intra-EU trade is excluded from the total.

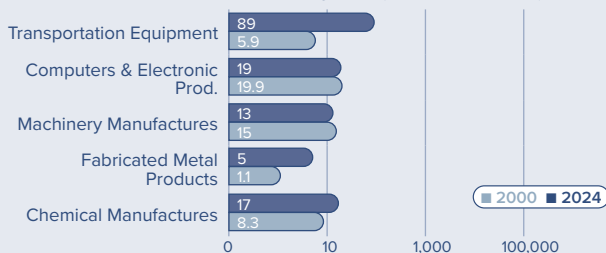
\$200 m

U.S. Goods Exports to Cyprus, 2025

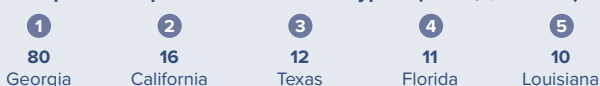
\$100 m

U.S. Goods Imports from Cyprus, 2025

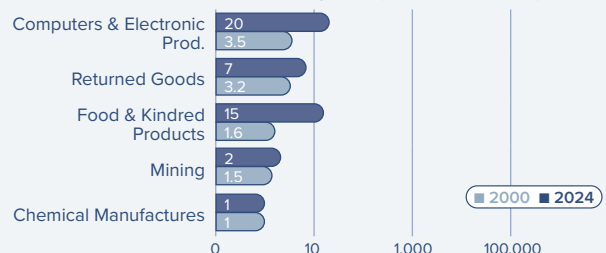
Top Five U.S. Goods Exports to Cyprus (2024, \$Millions)



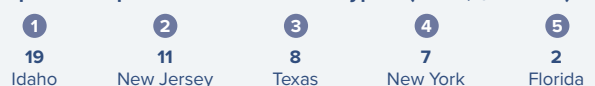
Top State Exporters of Goods to Cyprus (2024, \$Millions)



Top Five U.S. Goods Imports from Cyprus (2024, \$Millions)



Top State Importers of Goods from Cyprus (2024, \$Millions)



TRADE IN SERVICES

\$1.8 bn

U.S. Services Exports to Cyprus, 2024

\$2.4 bn

U.S. Services Imports from Cyprus, 2024