

BELGIUM AND THE UNITED STATES

United States → Belgium

Belgium → United States

JOBS

122,879

77,765

Jobs directly supported by majority-owned affiliates. Estimates for 2024. Total U.S.-related jobs are likely to be higher, because these figures do not include jobs created by trade flows, indirect employment effects through distributors or suppliers, or via non-equity arrangements such as strategic alliances, joint ventures, or other deals.

INVESTMENT

\$54.6 bn

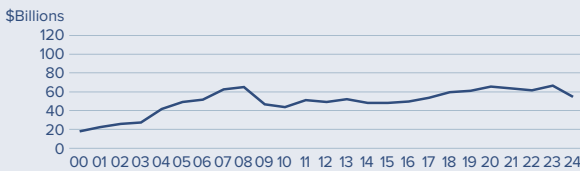
Foreign Direct Investment (FDI), 2024

\$70.8 bn

Foreign Direct Investment (FDI), 2024

U.S. direct investments in Belgium are heavily concentrated in the manufacturing sector, which makes up 49% of U.S. FDI in Belgium. Foreign affiliate employment by U.S. companies in Belgium exceeded Belgian companies' employment in the U.S. in 2024. Value added by U.S. affiliates in Belgium stood at \$31 billion in 2023 compared to \$4.9 billion in value added by Belgian affiliates in the U.S.

U.S. FDI Position in Belgium



Belgium FDI Position in the U.S.



Foreign direct investment position, by immediate investor, historical-cost basis, 2000-2024.

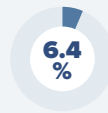
TRADE



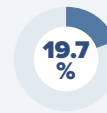
The U.S. supplied 7% of Belgium's total imports...



...but the U.S. share increases to 18.2% when intra-EU trade is excluded from the total.



The U.S. received 6.4% of the total goods Belgium exported to the world...



...but the U.S. share increases to 19.7% when intra-EU trade is excluded from the total.

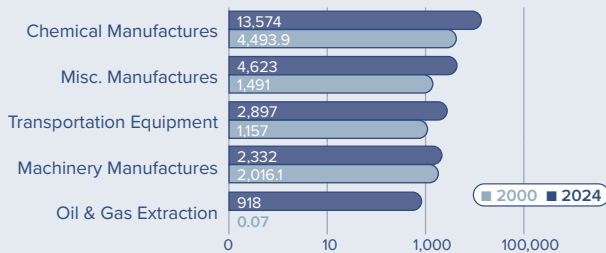
\$36.4 bn

U.S. Goods Exports to Belgium, 2025

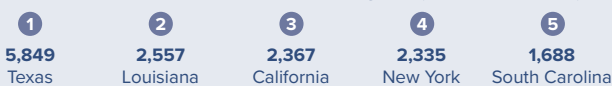
\$27.7 bn

U.S. Goods Imports from Belgium, 2025

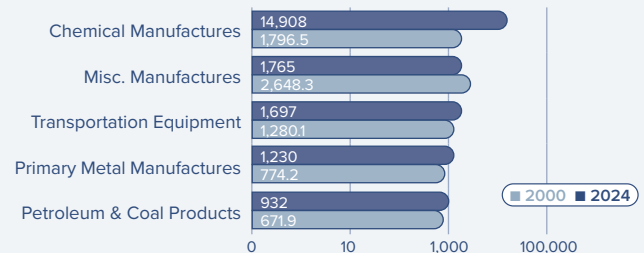
Top Five U.S. Goods Exports to Belgium (2024, \$Millions)



Top State Exporters of Goods to Belgium (2024, \$Millions)



Top Five U.S. Goods Imports from Belgium (2024, \$Millions)



Top State Importers of Goods from Belgium (2024, \$Millions)



TRADE IN SERVICES

\$6.3 bn

U.S. Services Exports to Belgium, 2024

\$6.2 bn

U.S. Services Imports from Belgium, 2024

Sources: Bureau of Economic Analysis; U.S. Commerce Department; International Monetary Fund; Office of Trade and Economic Analysis.