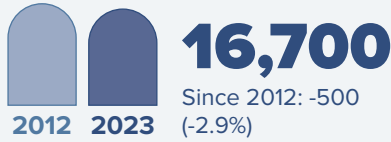


# WEST VIRGINIA AND EUROPE

## JOBS



### Employment within West Virginia, 2023

Country	Employment
Japan	5,100
Canada	4,500
Netherlands	3,750
France	3,700
Germany	3,000

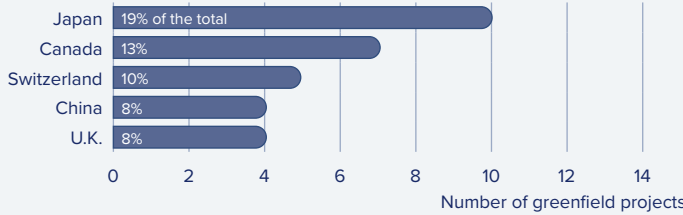
On a country basis, Dutch companies operating in West Virginia represented 12% of total foreign affiliate employment in West Virginia, with Dutch multinationals supporting approximately 2,350 more jobs in 2023 than in 2012.

\*Netherlands employment data suppressed to avoid disclosure of individual company data. Range of 2,500 - 4,999 employees given.

Jobs directly supported by European investment. Total European-related jobs are likely to be higher, because these figures do not include jobs created by trade flows, indirect employment effects through distributors or suppliers, or via non-equity arrangements such as strategic alliances, joint ventures, or other deals.

## INVESTMENT

### Sources of Greenfield Foreign Direct Investment (FDI)



**52**  
Greenfield projects  
(July 2015 - June 2025)

Number of projects does not directly translate to value of projects or jobs added. Greenfield FDI is investment in new assets.

## TRADE

### West Virginia Goods Exports to Europe, 2024



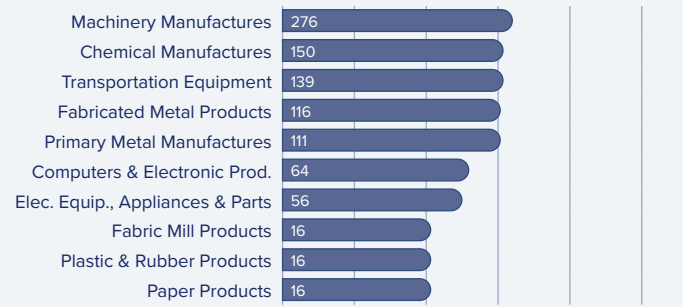
#### Top Ten Exports to Europe, 2024 (\$Millions)



### West Virginia Goods Imports from Europe, 2024



#### Top Ten Imports from Europe, 2024 (\$Millions)



Sources: Bureau of Economic Analysis; U.S. Census Bureau; U.S. Department of Commerce; SelectUSA.