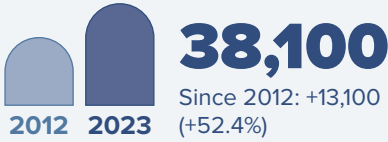


UTAH AND EUROPE

JOBS



Employment within Utah, 2023

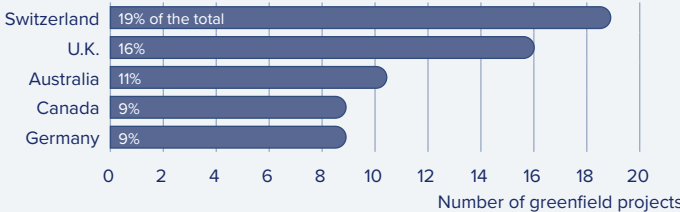
Country	Employment
United Kingdom	11,300
France	6,400
Canada	5,800
Germany	5,200
Switzerland	3,800

On a country basis, UK companies operating in Utah represented 19% of total foreign affiliate employment in Utah, with UK multinationals supporting approximately 4,100 more jobs in 2023 than in 2012.

Jobs directly supported by European investment. Total European-related jobs are likely to be higher, because these figures do not include jobs created by trade flows, indirect employment effects through distributors or suppliers, or via non-equity arrangements such as strategic alliances, joint ventures, or other deals.

INVESTMENT

Sources of Greenfield Foreign Direct Investment (FDI)



101

Greenfield projects (July 2015 - June 2025)

Number of projects does not directly translate to value of projects or jobs added. Greenfield FDI is investment in new assets.

TRADE

Utah Goods Exports to Europe, 2024

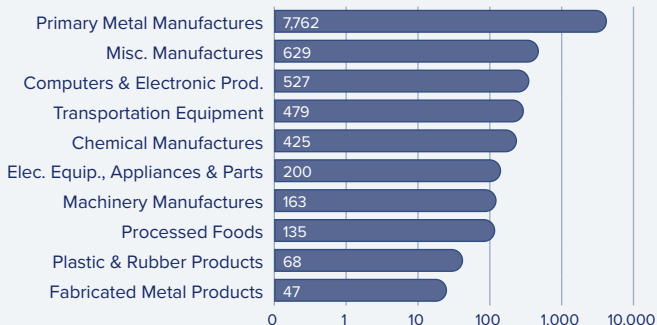
\$10.6 bn

Utah mainly exports primary metals to Europe. The product made up 73% of total exports to the continent in 2024.

Top European Export Markets, 2024

Country	Exports (\$Millions)
United Kingdom	7,944
Netherlands	583
Germany	395
France	374
Ireland	280

Top Ten Exports to Europe, 2024 (\$Millions)



Utah Goods Imports from Europe, 2024

\$2 bn

Imports from Utah to Europe remain more diversified than the state's exports, with machinery, miscellaneous manufactures, and computers & electronic products ranking as the top three imports in 2024.

Top European Import Markets, 2024

Country	Imports (\$Millions)
Germany	352
Italy	213
Austria	205
United Kingdom	171
Ireland	132

Top Ten Imports from Europe, 2024 (\$Millions)



Sources: Bureau of Economic Analysis; U.S. Census Bureau; U.S. Department of Commerce; SelectUSA.