

TEXAS AND EUROPE

JOBS



Employment within Texas, 2023

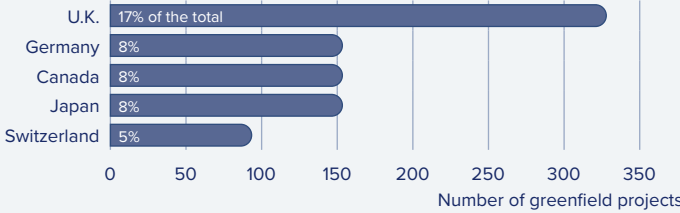
Country	Employment
United Kingdom	122,000
Japan	81,400
Canada	70,200
France	67,900
Germany	56,800

On a country basis, UK companies operating in Texas represented 17% of total foreign affiliate employment in Texas, with UK multinationals supporting approximately 26,200 more jobs in 2023 than in 2012.

Jobs directly supported by European investment. Total European-related jobs are likely to be higher, because these figures do not include jobs created by trade flows, indirect employment effects through distributors or suppliers, or via non-equity arrangements such as strategic alliances, joint ventures, or other deals.

INVESTMENT

Sources of Greenfield Foreign Direct Investment (FDI)



1,927

Greenfield projects (July 2015 - June 2025)

Number of projects does not directly translate to value of projects or jobs added. Greenfield FDI is investment in new assets.

TRADE

Texas Goods Exports to Europe, 2024

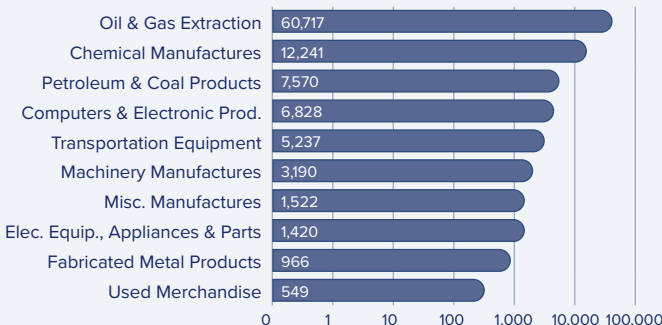
\$102.7 bn

Boosted by production in the Permian Basin, oil & gas dominates Texas' exports to Europe, accounting for 59% of total exports.

Top European Export Markets, 2024

Country	Exports (\$Millions)
Netherlands	31,332
United Kingdom	14,794
Germany	9,563
Spain	8,362
France	8,072

Top Ten Exports to Europe, 2024 (\$Millions)



Texas Goods Imports from Europe, 2024

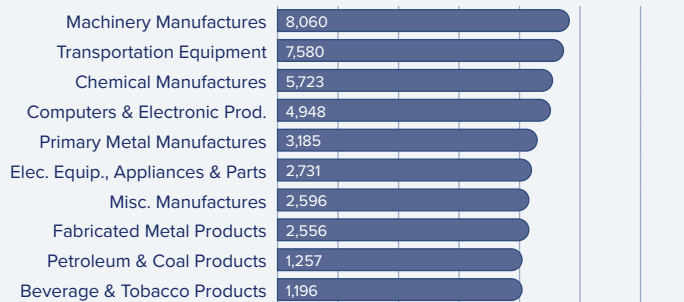
\$48.4 bn

Texas imports a diverse array of products from Europe; the top three import products in 2024 were machinery, transportation equipment, and chemicals.

Top European Import Markets, 2024

Country	Imports (\$Millions)
Germany	10,638
United Kingdom	5,771
France	5,297
Italy	5,152
Ireland	2,816

Top Ten Imports from Europe, 2024 (\$Millions)



Sources: Bureau of Economic Analysis; U.S. Census Bureau; U.S. Department of Commerce; SelectUSA.