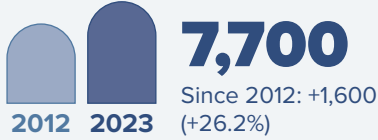


SOUTH DAKOTA AND EUROPE

JOBS



Employment within South Dakota, 2023

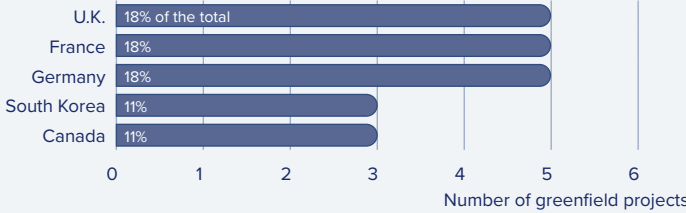
Country	Employment
Canada	3,900
France	2,500
United Kingdom	1,800
Germany	1,500
Netherlands	900

On a country basis, French companies operating in South Dakota represented 15% of total foreign affiliate employment in South Dakota, with French multinationals supporting approximately 1,500 more jobs in 2023 than in 2012.

Jobs directly supported by European investment. Total European-related jobs are likely to be higher, because these figures do not include jobs created by trade flows, indirect employment effects through distributors or suppliers, or via non-equity arrangements such as strategic alliances, joint ventures, or other deals.

INVESTMENT

Sources of Greenfield Foreign Direct Investment (FDI)



28
Greenfield projects
(July 2015 - June 2025)

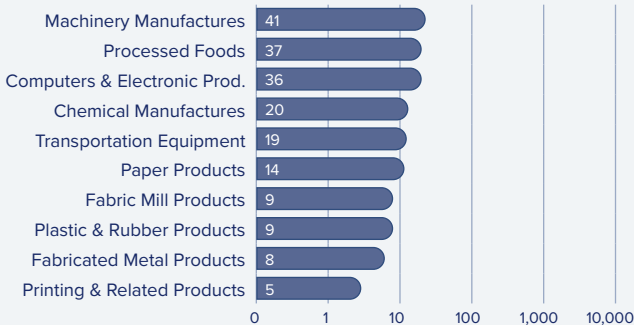
Number of projects does not directly translate to value of projects or jobs added. Greenfield FDI is investment in new assets.

TRADE

South Dakota Goods Exports to Europe, 2024



Top Ten Exports to Europe, 2024 (\$Millions)



South Dakota Goods Imports from Europe, 2024



Top Ten Imports from Europe, 2024 (\$Millions)



Sources: Bureau of Economic Analysis; U.S. Census Bureau; U.S. Department of Commerce; SelectUSA.