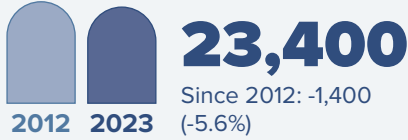


RHODE ISLAND AND EUROPE

JOBS



Employment within Rhode Island, 2023

Country	Employment
United Kingdom	4,700
France	4,600
Netherlands	3,750
Germany	3,600
Japan	2,400

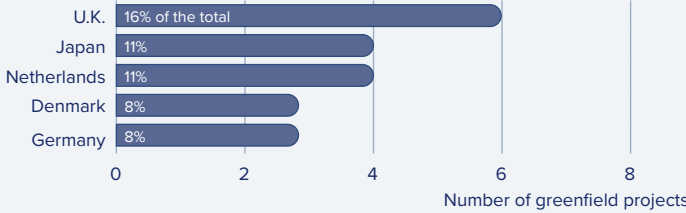
On a country basis, UK companies represented 16% of total foreign affiliate employment in Rhode Island, with UK multinationals supporting approximately 5,300 fewer jobs in 2023 than in 2012.

*Netherlands employment data suppressed to avoid disclosure of individual company data. Range of 5,000-9,999 employees given.

Jobs directly supported by European investment. Total European-related jobs are likely to be higher, because these figures do not include jobs created by trade flows, indirect employment effects through distributors or suppliers, or via non-equity arrangements such as strategic alliances, joint ventures, or other deals.

INVESTMENT

Sources of Greenfield Foreign Direct Investment (FDI)



37
Greenfield projects
(July 2015 - June 2025)

Number of projects does not directly translate to value of projects or jobs added. Greenfield FDI is investment in new assets.

TRADE

Rhode Island Goods Exports to Europe, 2024

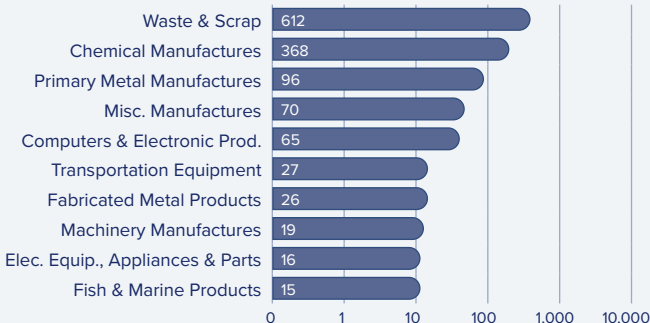
\$1.4 bn

Waste and scrap accounted for 45% of Rhode Island's exports to Europe in 2024.

Top European Export Markets, 2024

Country	Exports (\$Millions)
Italy	416
Ireland	263
Türkiye	213
Germany	133
France	82

Top Ten Exports to Europe, 2024 (\$Millions)



Rhode Island Goods Imports from Europe, 2024

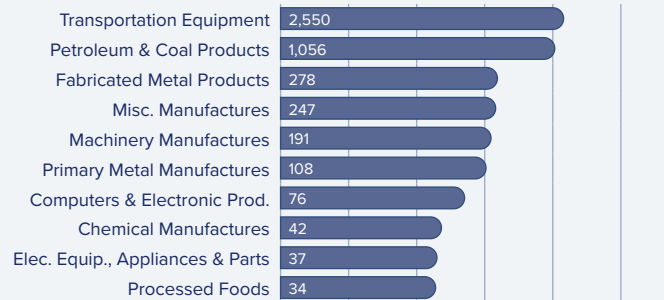
\$4.8 bn

Transportation equipment accounted for more than half of the state's imports from Europe.

Top European Import Markets, 2024

Country	Imports (\$Millions)
Germany	1,955
Slovakia	730
Netherlands	653
Norway	248
Hungary	212

Top Ten Imports from Europe, 2024 (\$Millions)



Sources: Bureau of Economic Analysis; U.S. Census Bureau; U.S. Department of Commerce; SelectUSA.