

# **PENNSYLVANIA AND EUROPE**

## **JOBS**



### Employment within Pennsylvania, 2023

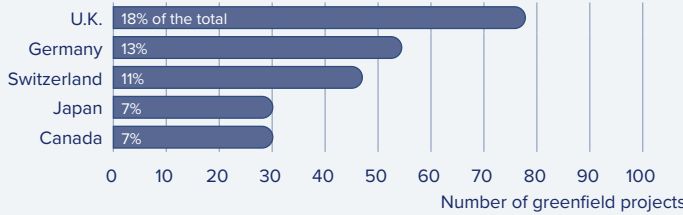
Country	Employment
United Kingdom	60,100
Netherlands	47,100
Germany	39,600
Canada	32,100
France	30,800

On a country basis, UK companies operating in Pennsylvania represented 18% of total foreign affiliate employment in Pennsylvania, with UK multinationals supporting approximately 1,900 more jobs in 2023 than in 2012.

Jobs directly supported by European investment. Total European-related jobs are likely to be higher, because these figures do not include jobs created by trade flows, indirect employment effects through distributors or suppliers, or via non-equity arrangements such as strategic alliances, joint ventures, or other deals.

## **INVESTMENT**

### Sources of Greenfield Foreign Direct Investment (FDI)



**428**  
Greenfield projects  
(July 2015 - June 2025)

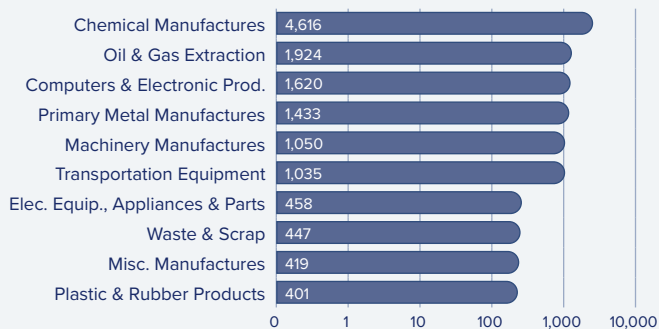
Number of projects does not directly translate to value of projects or jobs added. Greenfield FDI is investment in new assets.

## **TRADE**

### Pennsylvania Goods Exports to Europe, 2024



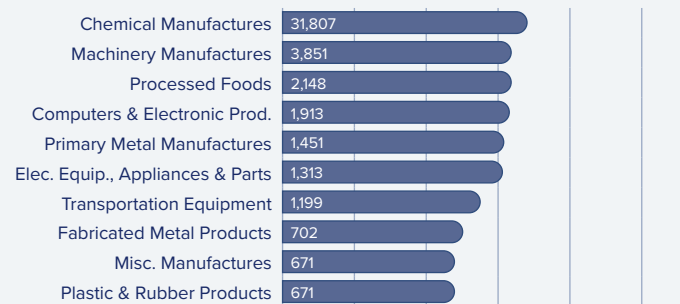
### Top Ten Exports to Europe, 2024 (\$Millions)



### Pennsylvania Goods Imports from Europe, 2024



### Top Ten Imports from Europe, 2024 (\$Millions)



Sources: Bureau of Economic Analysis; U.S. Census Bureau; U.S. Department of Commerce; SelectUSA.