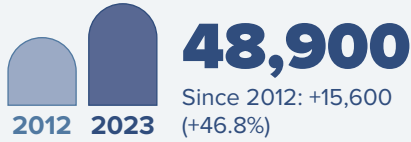


 **OREGON AND EUROPE**

 **JOBS**



Employment within Oregon, 2023

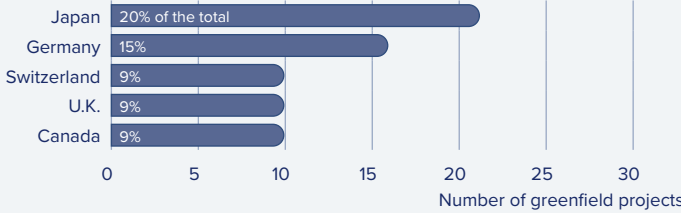
Country	Employment
Germany	12,300
United Kingdom	12,100
Japan	9,900
Canada	8,200
Switzerland	6,300

On a country basis, German companies operating in Oregon represented 16% of total foreign affiliate employment in Oregon, with German multinationals supporting approximately 3,400 more jobs in 2023 than in 2012.

Jobs directly supported by European investment. Total European-related jobs are likely to be higher, because these figures do not include jobs created by trade flows, indirect employment effects through distributors or suppliers, or via non-equity arrangements such as strategic alliances, joint ventures, or other deals.

 **INVESTMENT**

Sources of Greenfield Foreign Direct Investment (FDI)




106
Greenfield projects
(July 2015 - June 2025)


Number of projects does not directly translate to value of projects or jobs added. Greenfield FDI is investment in new assets.

 **TRADE**

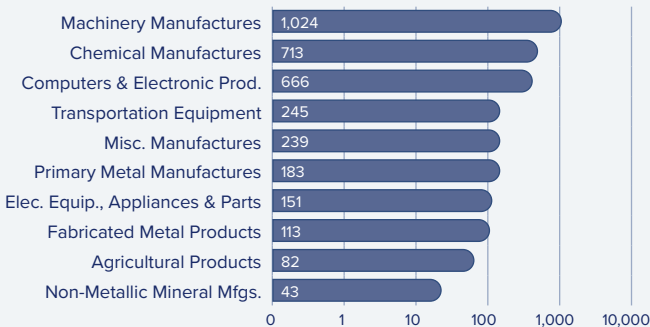
Oregon Goods Exports to Europe, 2024



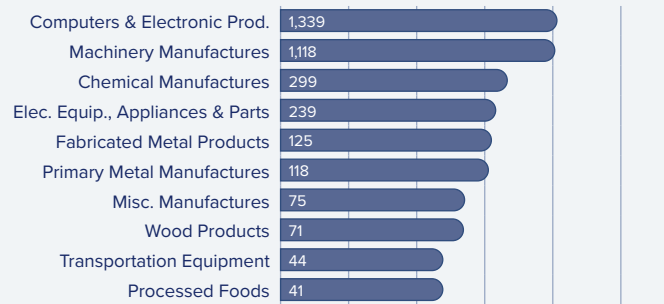
Oregon Goods Imports from Europe, 2024



Top Ten Exports to Europe, 2024 (\$Millions)



Top Ten Imports from Europe, 2024 (\$Millions)



Sources: Bureau of Economic Analysis; U.S. Census Bureau; U.S. Department of Commerce; SelectUSA.