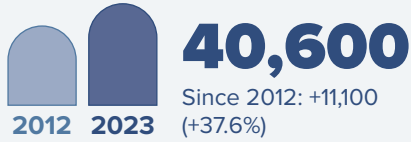


# OKLAHOMA AND EUROPE

## JOBS



### Employment within Oklahoma, 2023

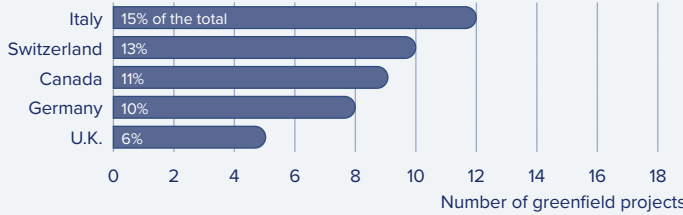
Country	Employment
France	9,800
United Kingdom	9,300
Canada	6,300
Germany	4,900
Japan	4,400

On a country basis, French companies operating in Oklahoma represented 15% of total foreign affiliate employment in Oklahoma, with French multinationals supporting approximately 3,500 more jobs in 2023 than in 2012.

Jobs directly supported by European investment. Total European-related jobs are likely to be higher, because these figures do not include jobs created by trade flows, indirect employment effects through distributors or suppliers, or via non-equity arrangements such as strategic alliances, joint ventures, or other deals.

## INVESTMENT

### Sources of Greenfield Foreign Direct Investment (FDI)



**80**  
Greenfield projects  
(July 2015 - June 2025)

Number of projects does not directly translate to value of projects or jobs added. Greenfield FDI is investment in new assets.

## TRADE

### Oklahoma Goods Exports to Europe, 2024

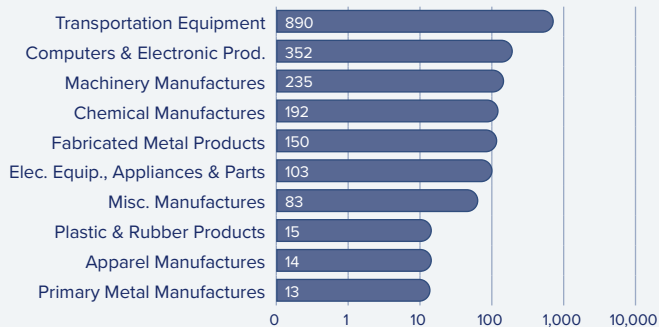
**\$2.1 bn**

Top exports to Europe from the state include transportation equipment at more than 40% of total exports, followed by computers & electronic products and machinery.

#### Top European Export Markets, 2024

Country	Exports (\$Millions)
Germany	721
Netherlands	468
United Kingdom	247
Norway	227
France	92

#### Top Ten Exports to Europe, 2024 (\$Millions)



### Oklahoma Goods Imports from Europe, 2024

**\$2.4 bn**

Machinery, transportation equipment, and computers & electronic products were Oklahoma's top three imports from Europe in 2024.

#### Top European Import Markets, 2024

Country	Imports (\$Millions)
Germany	503
France	322
United Kingdom	279
Italy	208
Norway	193

#### Top Ten Imports from Europe, 2024 (\$Millions)



Sources: Bureau of Economic Analysis; U.S. Census Bureau; U.S. Department of Commerce; SelectUSA.