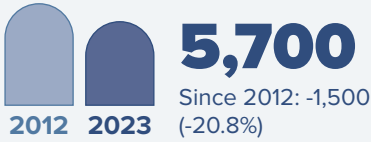


NORTH DAKOTA AND EUROPE

JOBS



Employment within North Dakota, 2023

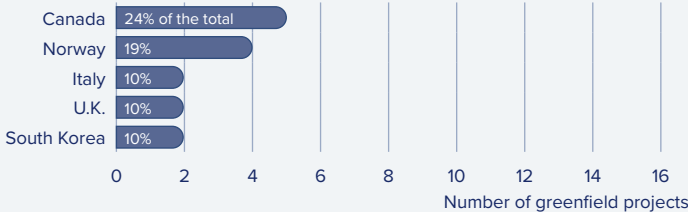
Country	Employment
Canada	3,700
Netherlands	1,750
United Kingdom	1,500
Germany	1,200
Japan	900

On a country basis, Dutch companies operating in North Dakota represented 11% of total foreign affiliate employment in North Dakota, with Dutch multinationals supporting approximately 1,450 more jobs in 2023 than in 2012.

Jobs directly supported by European investment. Total European-related jobs are likely to be higher, because these figures do not include jobs created by trade flows, indirect employment effects through distributors or suppliers, or via non-equity arrangements such as strategic alliances, joint ventures, or other deals.

INVESTMENT

Sources of Greenfield Foreign Direct Investment (FDI)



21
Greenfield projects
(July 2015 - June 2025)

Number of projects does not directly translate to value of projects or jobs added. Greenfield FDI is investment in new assets.

TRADE

North Dakota Goods Exports to Europe, 2024

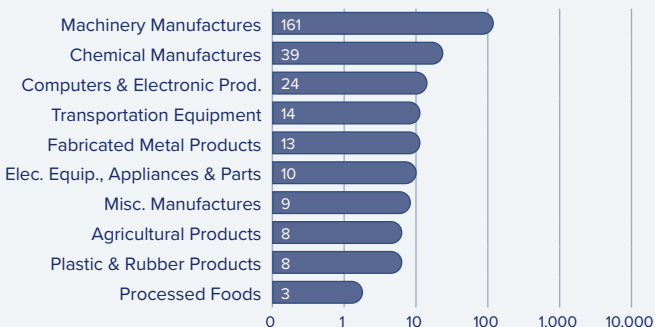
\$291.5 m

Machinery accounted for 55% of total merchandise exports to Europe.

Top European Export Markets, 2024

Country	Exports (\$Millions)
Czech Republic	75
Belgium	56
Germany	37
France	20
United Kingdom	17

Top Ten Exports to Europe, 2024 (\$Millions)



North Dakota Goods Imports from Europe, 2024

\$474.8 m

Machinery was also North Dakota's primary import from Europe, accounting for about 47% of total goods imports in 2024.

Top European Import Markets, 2024

Country	Imports (\$Millions)
Germany	124
France	113
Netherlands	83
Italy	37
Bulgaria	17

Top Ten Imports from Europe, 2024 (\$Millions)



Sources: Bureau of Economic Analysis; U.S. Census Bureau; U.S. Department of Commerce; SelectUSA.