

NEW YORK AND EUROPE

JOBS



Employment within New York, 2023

Country	Employment
United Kingdom	112,000
Japan	62,800
France	61,300
Germany	51,200
Canada	50,300

On a country basis, UK companies operating in New York represented 20% of total foreign affiliate employment in New York, with UK multinationals supporting approximately 23,100 more jobs in 2023 than in 2012.

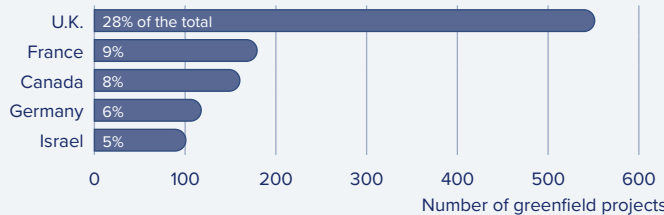
European companies account for



Jobs directly supported by European investment. Total European-related jobs are likely to be higher, because these figures do not include jobs created by trade flows, indirect employment effects through distributors or suppliers, or via non-equity arrangements such as strategic alliances, joint ventures, or other deals.

INVESTMENT

Sources of Greenfield Foreign Direct Investment (FDI)



1,980

Greenfield projects
(July 2015 - June 2025)

Number of projects does not directly translate to value of projects or jobs added. Greenfield FDI is investment in new assets.

TRADE

New York Goods Exports to Europe, 2024

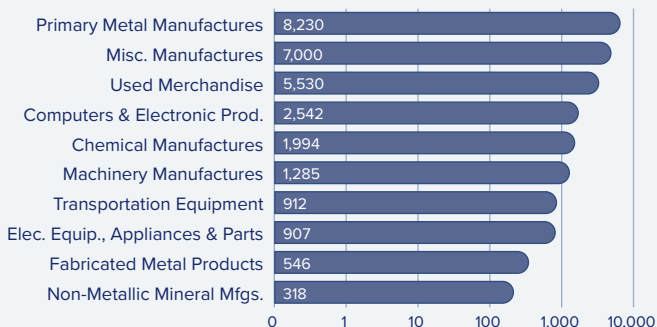
\$30.8 bn

Top merchandise exports to Europe included primary metal manufactures and miscellaneous manufactures.

Top European Export Markets, 2024

Country	Exports (\$Millions)
Switzerland	10,088
United Kingdom	5,442
Germany	3,708
France	2,854
Belgium	2,335

Top Ten Exports to Europe, 2024 (\$Millions)



New York Goods Imports from Europe, 2024

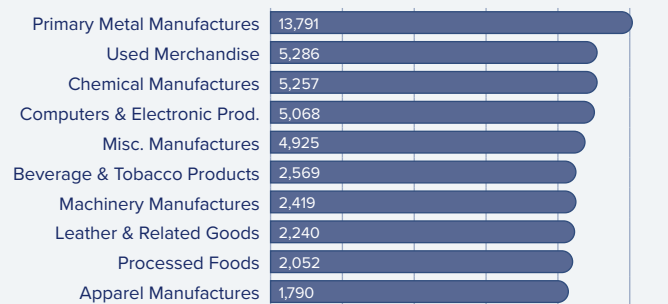
\$56.6 bn

New York's top imports from Europe in 2024 included primary metal manufactures, used merchandise and chemical manufactures.

Top European Import Markets, 2024

Country	Imports (\$Millions)
Switzerland	18,668
Italy	8,602
France	7,856
Germany	4,530
United Kingdom	4,167

Top Ten Imports from Europe, 2024 (\$Millions)



Sources: Bureau of Economic Analysis; U.S. Census Bureau; U.S. Department of Commerce; SelectUSA.