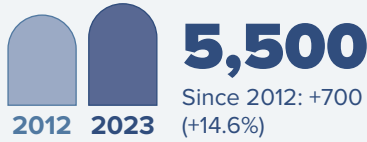


MONTANA AND EUROPE

JOBS



Employment within Montana, 2023

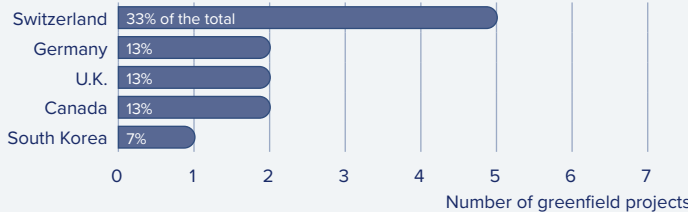
Country	Employment
United Kingdom	2,000
Canada	2,000
France	900
Japan	600
Germany	500

On a country basis, UK companies operating in Montana represented 18% of total foreign affiliate employment in Montana, with UK multinationals supporting approximately 300 fewer jobs in 2023 than in 2012.

Jobs directly supported by European investment. Total European-related jobs are likely to be higher, because these figures do not include jobs created by trade flows, indirect employment effects through distributors or suppliers, or via non-equity arrangements such as strategic alliances, joint ventures, or other deals.

INVESTMENT

Sources of Greenfield Foreign Direct Investment (FDI)



15
Greenfield projects
(July 2015 - June 2025)

Number of projects does not directly translate to value of projects or jobs added. Greenfield FDI is investment in new assets.

TRADE

Montana Goods Exports to Europe, 2024

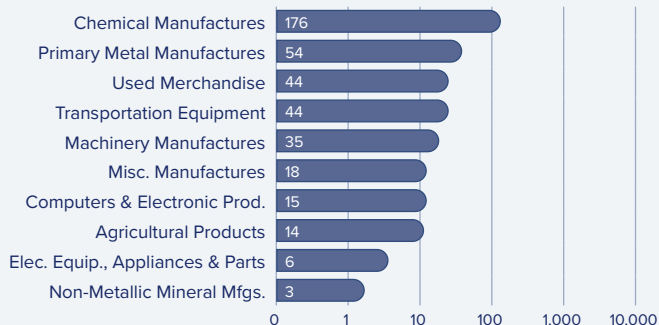
\$419.9 m

Chemicals made up 42% of the state's exports to Europe in 2024.

Top European Export Markets, 2024

Country	Exports (\$Millions)
Belgium	98
Denmark	78
United Kingdom	56
Netherlands	51
France	37

Top Ten Exports to Europe, 2024 (\$Millions)



Montana Goods Imports from Europe, 2024

\$273.3 m

Used merchandise, machinery, and computers & electronic products were the state's top three imports in 2024.

Top European Import Markets, 2024

Country	Imports (\$Millions)
Germany	68
Italy	57
United Kingdom	51
France	16
Sweden	12

Top Ten Imports from Europe, 2024 (\$Millions)



Sources: Bureau of Economic Analysis; U.S. Census Bureau; U.S. Department of Commerce; SelectUSA.