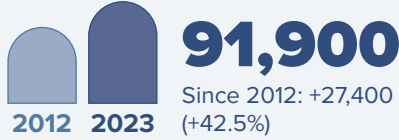


# MISSOURI AND EUROPE

## JOBS



### Employment within Missouri, 2023

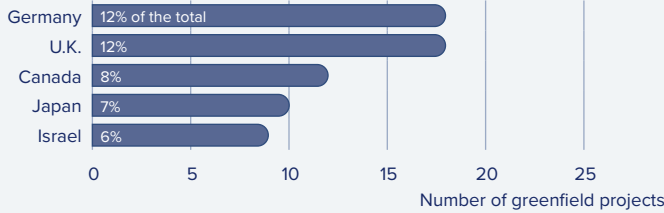
Country	Employment
United Kingdom	21,500
Germany	20,000
Canada	14,800
France	12,900
Japan	11,500

On a country basis, UK companies operating in Missouri represented 16% of total foreign affiliate employment in Missouri, with UK multinationals supporting approximately 3,500 more jobs in 2023 than in 2012.

Jobs directly supported by European investment. Total European-related jobs are likely to be higher, because these figures do not include jobs created by trade flows, indirect employment effects through distributors or suppliers, or via non-equity arrangements such as strategic alliances, joint ventures, or other deals.

## INVESTMENT

### Sources of Greenfield Foreign Direct Investment (FDI)



**147**  
Greenfield projects  
(July 2015 - June 2025)

Number of projects does not directly translate to value of projects or jobs added. Greenfield FDI is investment in new assets.

## TRADE

### Missouri Goods Exports to Europe, 2024

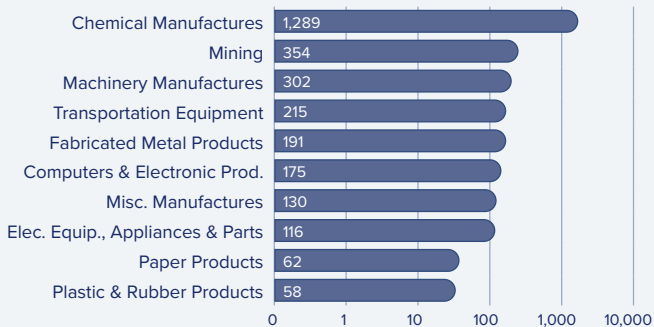
**\$3.2 bn**

Chemicals made up 41% of Missouri's exports to Europe in 2024.

#### Top European Export Markets, 2024

Country	Exports (\$Millions)
Germany	834
Netherlands	419
United Kingdom	381
Belgium	334
France	263

#### Top Ten Exports to Europe, 2024 (\$Millions)



### Missouri Goods Imports from Europe, 2024

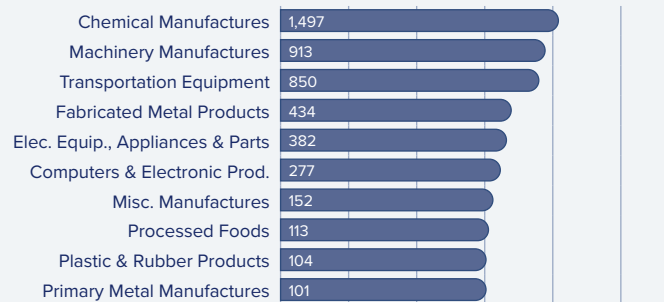
**\$5.5 bn**

The state's top imports from Europe included chemicals, machinery, and transportation equipment.

#### Top European Import Markets, 2024

Country	Imports (\$Millions)
Germany	1,420
United Kingdom	815
Italy	595
France	461
Türkiye	354

#### Top Ten Imports from Europe, 2024 (\$Millions)



Sources: Bureau of Economic Analysis; U.S. Census Bureau; U.S. Department of Commerce; SelectUSA.