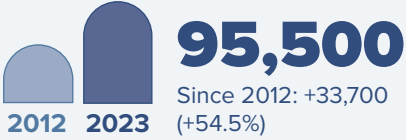


# MINNESOTA AND EUROPE

## JOBS



### Employment within Minnesota, 2023

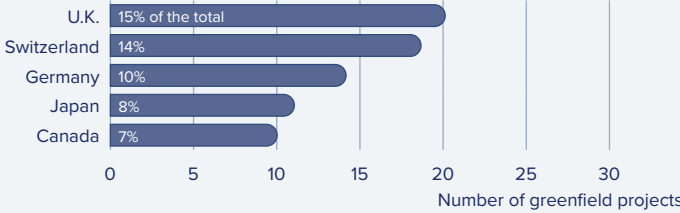
Country	Employment
Canada	29,900
Germany	23,600
United Kingdom	18,000
Japan	12,800
France	10,800

On a country basis, German companies operating in Minnesota represented 14% of total foreign affiliate employment in Minnesota, with German multinationals supporting approximately 13,500 more jobs in 2023 than in 2012.

Jobs directly supported by European investment. Total European-related jobs are likely to be higher, because these figures do not include jobs created by trade flows, indirect employment effects through distributors or suppliers, or via non-equity arrangements such as strategic alliances, joint ventures, or other deals.

## INVESTMENT

### Sources of Greenfield Foreign Direct Investment (FDI)



**136**

Greenfield projects (July 2015 - June 2025)

Number of projects does not directly translate to value of projects or jobs added. Greenfield FDI is investment in new assets.

## TRADE

### Minnesota Goods Exports to Europe, 2024

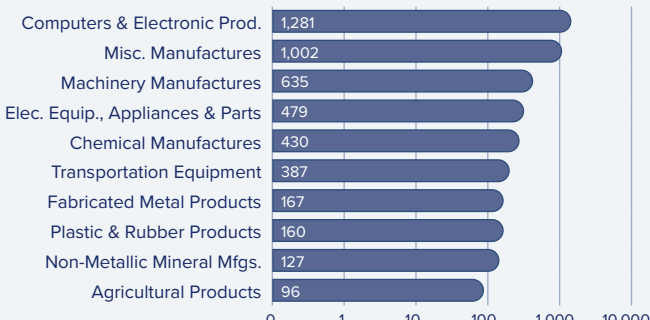
**\$5.1 bn**

Computers & electronic products accounted for a quarter of Minnesota's exports to Europe in 2024.

#### Top European Export Markets, 2024

Country	Exports (\$Millions)
Ireland	782
Belgium	694
Germany	649
Netherlands	614
United Kingdom	522

#### Top Ten Exports to Europe, 2024 (\$Millions)



### Minnesota Goods Imports from Europe, 2024

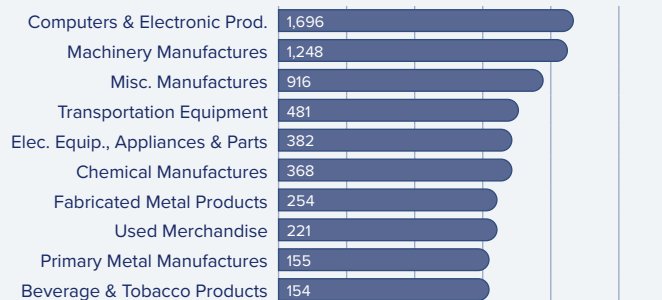
**\$6.6 bn**

Computers & electronic products also registered as the state's top merchandise import from Europe, followed by machinery and miscellaneous manufactures.

#### Top European Import Markets, 2024

Country	Imports (\$Millions)
Germany	1,604
Ireland	1,461
Italy	583
United Kingdom	582
France	543

#### Top Ten Imports from Europe, 2024 (\$Millions)



Sources: Bureau of Economic Analysis; U.S. Census Bureau; U.S. Department of Commerce; SelectUSA.