

MICHIGAN AND EUROPE

JOBS



Employment within Michigan, 2023

Country	Employment
Germany	55,100
Japan	42,900
Netherlands	37,500
United Kingdom	35,900
Canada	35,800

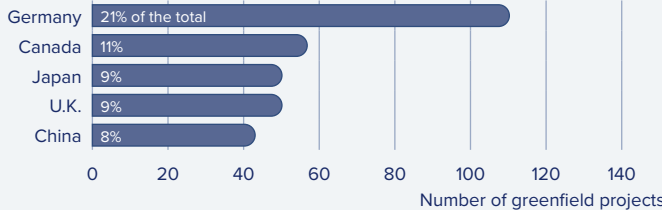
On a country basis, German companies operating in Michigan represented 16% of total foreign affiliate employment in Michigan, with German multinationals supporting approximately 25,600 more jobs in 2023 than in 2012.

*Netherlands employment data suppressed to avoid disclosure of individual company data. Range of 25,000 - 49,999 employees given.

Jobs directly supported by European investment. Total European-related jobs are likely to be higher, because these figures do not include jobs created by trade flows, indirect employment effects through distributors or suppliers, or via non-equity arrangements such as strategic alliances, joint ventures, or other deals.

INVESTMENT

Sources of Greenfield Foreign Direct Investment (FDI)



528

Greenfield projects (July 2015 - June 2025)

Number of projects does not directly translate to value of projects or jobs added. Greenfield FDI is investment in new assets.

TRADE

Michigan Goods Exports to Europe, 2024

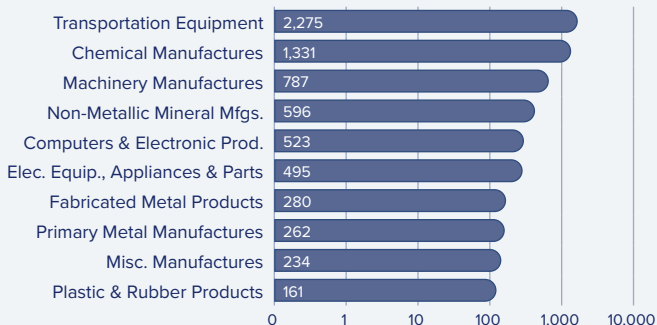
\$7.4 bn

Transportation equipment was Michigan's largest state export to Europe, making up 31% of the total.

Top European Export Markets, 2024

Country	Exports (\$Millions)
Germany	1,921
United Kingdom	702
Italy	598
Spain	597
Türkiye	545

Top Ten Exports to Europe, 2024 (\$Millions)



Michigan Goods Imports from Europe, 2024

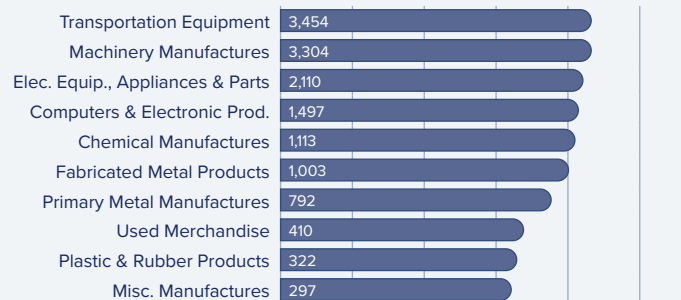
\$15.6 bn

Transportation equipment was also the state's largest import from Europe in 2024, followed by machinery and electrical equipment appliances.

Top European Import Markets, 2024

Country	Imports (\$Millions)
Germany	5,398
Italy	2,041
Hungary	1,248
Poland	980
United Kingdom	953

Top Ten Imports from Europe, 2024 (\$Millions)



Sources: Bureau of Economic Analysis; U.S. Census Bureau; U.S. Department of Commerce; SelectUSA.