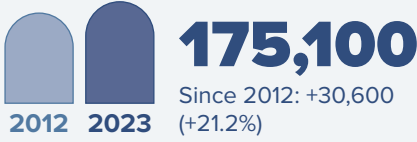


MASSACHUSETTS AND EUROPE

JOBS



Employment within Massachusetts, 2023

Country	Employment
United Kingdom	48,300
Netherlands	35,900
France	28,100
Canada	22,300
Japan	21,700

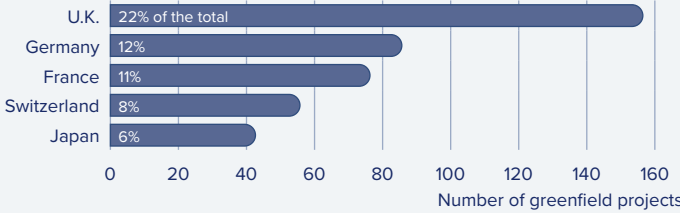
On a country basis, UK companies operating in Massachusetts represented 20% of total foreign affiliate employment in Massachusetts, with UK multinationals supporting approximately 10,300 more jobs in 2023 than in 2012.



Jobs directly supported by European investment. Total European-related jobs are likely to be higher, because these figures do not include jobs created by trade flows, indirect employment effects through distributors or suppliers, or via non-equity arrangements such as strategic alliances, joint ventures, or other deals.

INVESTMENT

Sources of Greenfield Foreign Direct Investment (FDI)



711
Greenfield projects
(July 2015 - June 2025)

Number of projects does not directly translate to value of projects or jobs added. Greenfield FDI is investment in new assets.

TRADE

Massachusetts Goods Exports to Europe, 2024

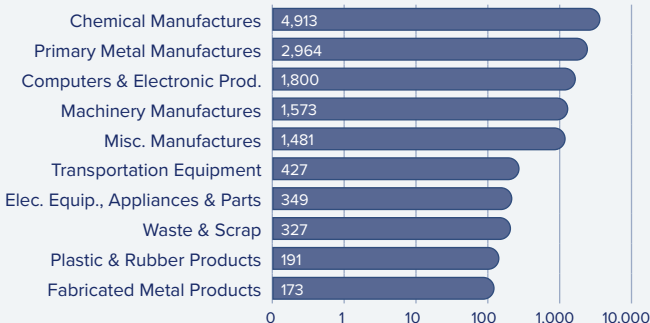
\$14.8 bn

Chemicals and primary metal manufactures together made up more than half of all exports to Europe from Massachusetts in 2024.

Top European Export Markets, 2024

Country	Exports (\$Millions)
United Kingdom	2,959
Netherlands	2,213
Germany	2,114
Switzerland	1,764
Belgium	1,208

Top Ten Exports to Europe, 2024 (\$Millions)



Massachusetts Goods Imports from Europe, 2024

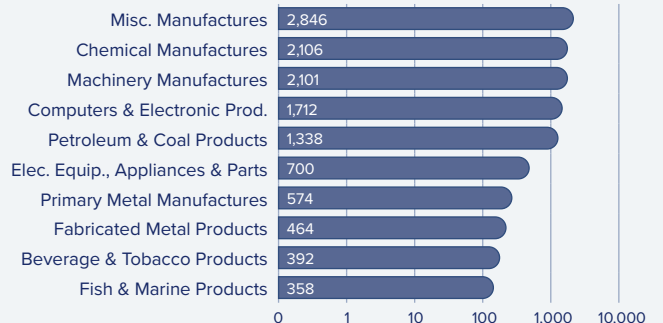
\$14.9 bn

Miscellaneous manufactures, chemicals, and machinery made up the state's top three imports from Europe.

Top European Import Markets, 2024

Country	Imports (\$Millions)
Germany	2,660
Ireland	2,483
United Kingdom	2,038
France	1,152
Switzerland	1,062

Top Ten Imports from Europe, 2024 (\$Millions)



Sources: Bureau of Economic Analysis; U.S. Census Bureau; U.S. Department of Commerce; SelectUSA.