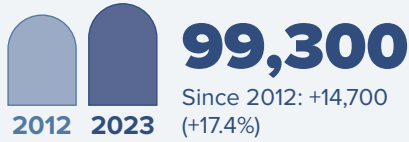


MARYLAND AND EUROPE

JOBS



Employment within Maryland, 2023

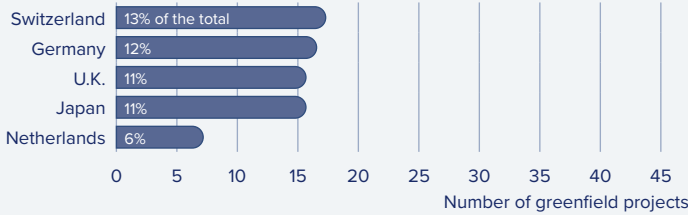
Country	Employment
United Kingdom	30,100
Netherlands	25,200
Canada	13,000
Germany	12,300
France	11,600

On a country basis, UK companies operating in Maryland represented 24% of total foreign affiliate employment in Maryland, with UK multinationals supporting approximately 12,000 more jobs in 2023 than in 2012.

Jobs directly supported by European investment. Total European-related jobs are likely to be higher, because these figures do not include jobs created by trade flows, indirect employment effects through distributors or suppliers, or via non-equity arrangements such as strategic alliances, joint ventures, or other deals.

INVESTMENT

Sources of Greenfield Foreign Direct Investment (FDI)



141

Greenfield projects (July 2015 - June 2025)

Number of projects does not directly translate to value of projects or jobs added. Greenfield FDI is investment in new assets.

TRADE

Maryland Goods Exports to Europe, 2024

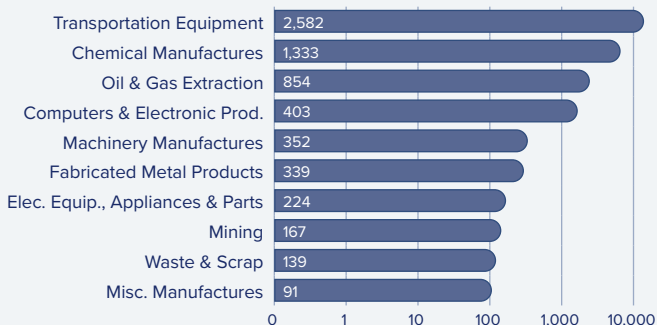
\$7.2 bn

In 2024, Maryland's top exports to Europe included transportation equipment, chemicals, and oil & gas.

Top European Export Markets, 2024

Country	Exports (\$Millions)
France	1,939
Netherlands	1,298
Germany	924
United Kingdom	791
Belgium	391

Top Ten Exports to Europe, 2024 (\$Millions)



Maryland Goods Imports from Europe, 2024

\$16.9 bn

Transportation equipment accounted for most of the state's imports from Europe.

Top European Import Markets, 2024

Country	Imports (\$Millions)
Germany	7,576
United Kingdom	1,679
Italy	1,196
France	784
Slovakia	751

Top Ten Imports from Europe, 2024 (\$Millions)



Sources: Bureau of Economic Analysis; U.S. Census Bureau; U.S. Department of Commerce; SelectUSA.