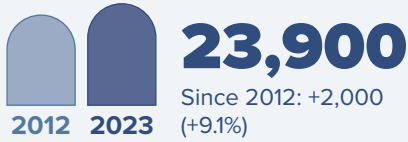


MAINE AND EUROPE

JOBS



Employment within Maine, 2023

Country	Employment
Netherlands	17,500
Canada	8,600
United Kingdom	2,500
France	1,700
Germany	1,400

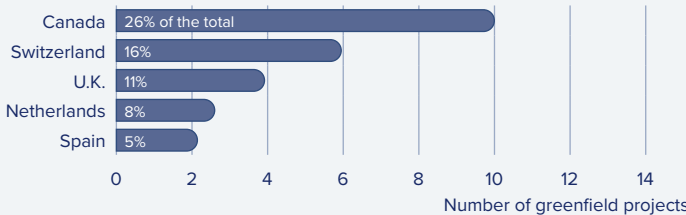
On a country basis, Dutch companies operating in Maine represented 48% of total foreign affiliate employment in Maine, with Dutch multinationals supporting approximately 17,200 more jobs in 2023 than in 2012.

*Netherlands employment data suppressed to avoid disclosure of individual company data. Range of 10,000 - 24,999 employees given.

Jobs directly supported by European investment. Total European-related jobs are likely to be higher, because these figures do not include jobs created by trade flows, indirect employment effects through distributors or suppliers, or via non-equity arrangements such as strategic alliances, joint ventures, or other deals.

INVESTMENT

Sources of Greenfield Foreign Direct Investment (FDI)



Number of projects does not directly translate to value of projects or jobs added. Greenfield FDI is investment in new assets.

TRADE

Maine Goods Exports to Europe, 2024

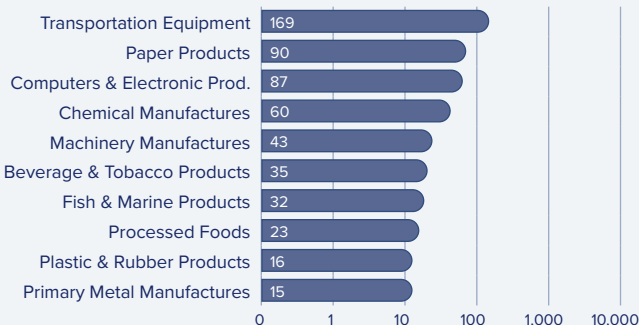
\$695 m

Maine's top exports to Europe in 2024 included transportation equipment, paper products, and computers & electronic products.

Top European Export Markets, 2024

Country	Exports (\$Millions)
Netherlands	155
Germany	146
Italy	63
United Kingdom	53
Belgium	51

Top Ten Exports to Europe, 2024 (\$Millions)



Maine Goods Imports from Europe, 2024

\$988.8 m

Machinery manufactures represented nearly 20% of the state's total imports from Europe.

Top European Import Markets, 2024

Country	Imports (\$Millions)
Germany	156
Finland	102
Netherlands	100
Faroe Islands	87
United Kingdom	71

Top Ten Imports from Europe, 2024 (\$Millions)



Sources: Bureau of Economic Analysis; U.S. Census Bureau; U.S. Department of Commerce; SelectUSA.