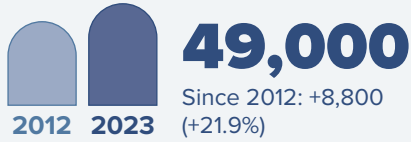


LOUISIANA AND EUROPE

JOBS



Employment within Louisiana, 2023

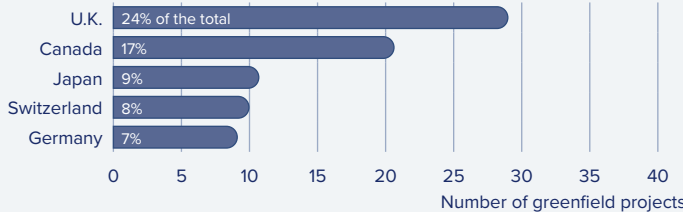
Country	Employment
United Kingdom	15,600
Canada	14,900
France	9,600
Germany	7,700
Netherlands	5,500

On a country basis, UK companies operating in Louisiana represented 19% of total foreign affiliate employment in Louisiana, with UK multinationals supporting approximately 2,100 fewer jobs in 2023 than in 2012.

Jobs directly supported by European investment. Total European-related jobs are likely to be higher, because these figures do not include jobs created by trade flows, indirect employment effects through distributors or suppliers, or via non-equity arrangements such as strategic alliances, joint ventures, or other deals.

INVESTMENT

Sources of Greenfield Foreign Direct Investment (FDI)



122

Greenfield projects (July 2015 - June 2025)

Number of projects does not directly translate to value of projects or jobs added. Greenfield FDI is investment in new assets.

TRADE

Louisiana Goods Exports to Europe, 2024

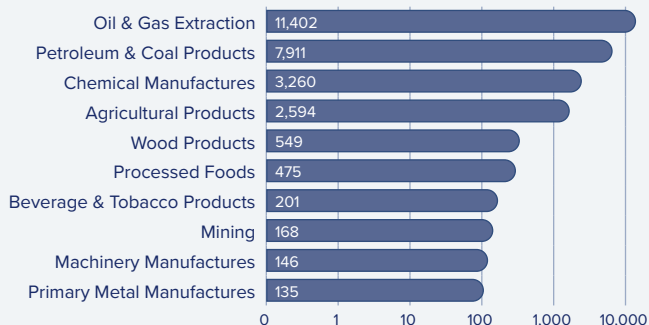
\$27.3 bn

Oil and gas, combined with petroleum and coal products, accounted for 71% of Louisiana's exports to Europe in 2024.

Top European Export Markets, 2024

Country	Exports (\$Millions)
Netherlands	5,268
United Kingdom	4,505
Germany	3,711
Belgium	2,557
France	2,397

Top Ten Exports to Europe, 2024 (\$Millions)



Louisiana Goods Imports from Europe, 2024

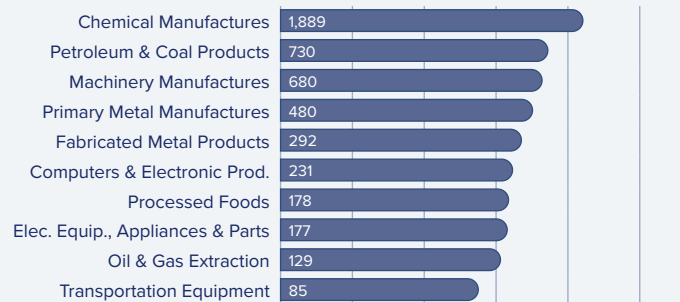
\$5.5 bn

In 2024, the state's top imports from Europe included chemicals, petroleum & coal products, and machinery.

Top European Import Markets, 2024

Country	Imports (\$Millions)
Germany	1,014
Russia	624
United Kingdom	494
Italy	452
Türkiye	437

Top Ten Imports from Europe, 2024 (\$Millions)



Sources: Bureau of Economic Analysis; U.S. Census Bureau; U.S. Department of Commerce; SelectUSA.