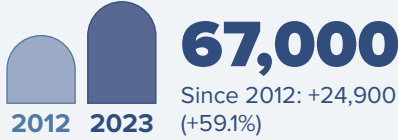


KENTUCKY AND EUROPE

JOBS



Employment within Kentucky, 2023

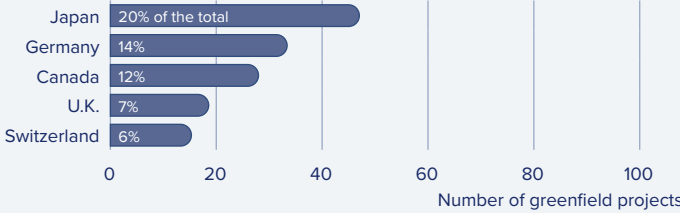
Country	Employment
Japan	44,200
Germany	17,500
United Kingdom	12,600
Canada	12,000
France	11,200

On a country basis, German companies operating in Kentucky represented 11% of total foreign affiliate employment in Kentucky, with German multinationals supporting approximately 8,600 more jobs in 2023 than in 2012.

Jobs directly supported by European investment. Total European-related jobs are likely to be higher, because these figures do not include jobs created by trade flows, indirect employment effects through distributors or suppliers, or via non-equity arrangements such as strategic alliances, joint ventures, or other deals.

INVESTMENT

Sources of Greenfield Foreign Direct Investment (FDI)



240

Greenfield projects (July 2015 - June 2025)

Number of projects does not directly translate to value of projects or jobs added. Greenfield FDI is investment in new assets.

TRADE

Kentucky Goods Exports to Europe, 2024

\$16.3 bn

In line with its large presence of automobile manufacturers in the state, Kentucky's top export to Europe in 2024 was transportation equipment at 55% of total exports.

Top European Export Markets, 2024

Country	Exports (\$Millions)
United Kingdom	4,930
France	4,752
Netherlands	1,725
Germany	1,521
Austria	1,237

Kentucky Goods Imports from Europe, 2024

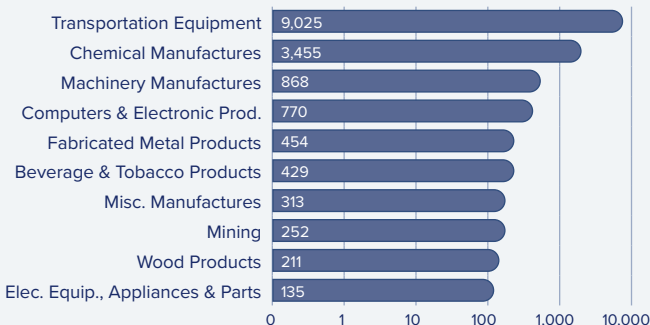
\$34.5 bn

The state's largest imports from Europe include chemicals, transportation equipment, and machinery.

Top European Import Markets, 2024

Country	Imports (\$Millions)
Ireland	7,478
Belgium	5,221
Germany	4,434
France	3,188
Italy	2,982

Top Ten Exports to Europe, 2024 (\$Millions)



Top Ten Imports from Europe, 2024 (\$Millions)



Sources: Bureau of Economic Analysis; U.S. Census Bureau; U.S. Department of Commerce; SelectUSA.