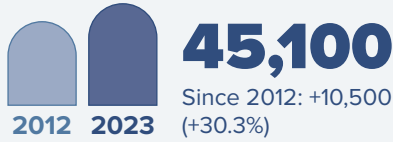


KANSAS AND EUROPE

JOBS



Employment within Kansas, 2023

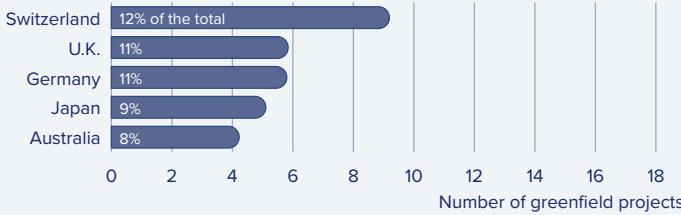
| Country | Employment |
|----------------|------------|
| Canada | 10,500 |
| Germany | 9,900 |
| Switzerland | 8,100 |
| United Kingdom | 8,000 |
| Japan | 6,900 |

On a country basis, German companies operating in Kansas represented 13% of total foreign affiliate employment in Kansas, with German multinationals supporting approximately 4,000 more jobs in 2023 than in 2012.

Jobs directly supported by European investment. Total European-related jobs are likely to be higher, because these figures do not include jobs created by trade flows, indirect employment effects through distributors or suppliers, or via non-equity arrangements such as strategic alliances, joint ventures, or other deals.

INVESTMENT

Sources of Greenfield Foreign Direct Investment (FDI)



75
Greenfield projects
(July 2015 - June 2025)

Number of projects does not directly translate to value of projects or jobs added. Greenfield FDI is investment in new assets.

TRADE

Kansas Goods Exports to Europe, 2024

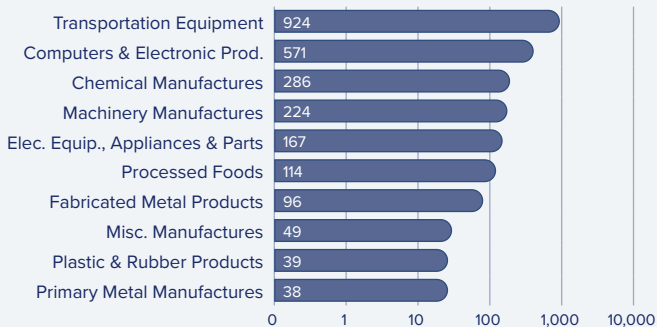
\$2.6 bn

The state's top exports to Europe in 2024 were transportation equipment and computers & electronic products.

Top European Export Markets, 2024

| Country | Exports (\$Millions) |
|----------------|----------------------|
| United Kingdom | 546 |
| Germany | 491 |
| France | 456 |
| Netherlands | 202 |
| Switzerland | 133 |

Top Ten Exports to Europe, 2024 (\$Millions)



Kansas Goods Imports from Europe, 2024

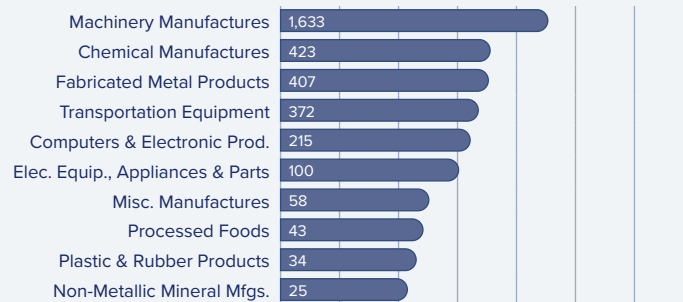
\$3.8 bn

Machinery alone made up around 43% of Kansas' total goods imports from Europe in 2024.

Top European Import Markets, 2024

| Country | Imports (\$Millions) |
|----------------|----------------------|
| Germany | 1,812 |
| Italy | 503 |
| United Kingdom | 336 |
| France | 240 |
| Türkiye | 126 |

Top Ten Imports from Europe, 2024 (\$Millions)



Sources: Bureau of Economic Analysis; U.S. Census Bureau; U.S. Department of Commerce; SelectUSA.