

INDIANA AND EUROPE

JOBS



Employment within Indiana, 2023

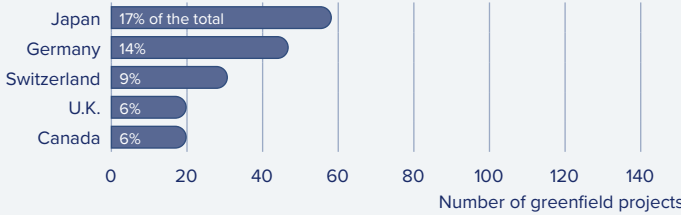
Country	Employment
Japan	62,000
France	32,700
United Kingdom	27,900
Germany	20,100
Canada	16,200

On a country basis, French companies operating in Indiana represented 15% of total foreign affiliate employment in Indiana, with French multinationals supporting approximately 17,900 more jobs in 2023 than in 2012.

Jobs directly supported by European investment. Total European-related jobs are likely to be higher, because these figures do not include jobs created by trade flows, indirect employment effects through distributors or suppliers, or via non-equity arrangements such as strategic alliances, joint ventures, or other deals.

INVESTMENT

Sources of Greenfield Foreign Direct Investment (FDI)



339

Greenfield projects (July 2015 - June 2025)

Number of projects does not directly translate to value of projects or jobs added. Greenfield FDI is investment in new assets.

TRADE

Indiana Goods Exports to Europe, 2024

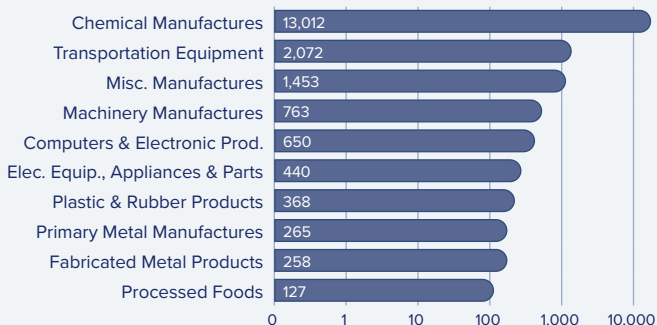
\$19.8 bn

Chemicals accounted for 66% of the state's total goods exports to Europe in 2024.

Top European Export Markets, 2024

Country	Exports (\$Millions)
Italy	6,484
Germany	4,165
United Kingdom	1,704
Netherlands	1,625
France	1,422

Top Ten Exports to Europe, 2024 (\$Millions)



Indiana Goods Imports from Europe, 2024

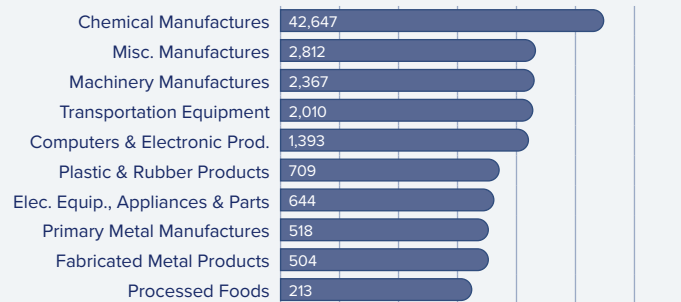
\$58.7 bn

Chemicals were also Indiana's largest import from Europe, representing over 70% of total imports.

Top European Import Markets, 2024

Country	Imports (\$Millions)
Ireland	32,381
Germany	7,055
Switzerland	7,025
Italy	3,176
United Kingdom	2,055

Top Ten Imports from Europe, 2024 (\$Millions)



Sources: Bureau of Economic Analysis; U.S. Census Bureau; U.S. Department of Commerce; SelectUSA.