

# FLORIDA AND EUROPE

## JOBS



### Employment within Florida, 2023

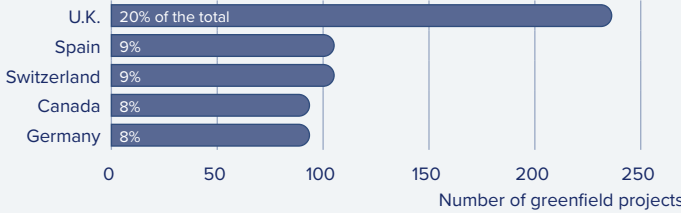
Country	Employment
United Kingdom	74,300
Canada	74,200
Germany	39,500
France	36,600
Japan	24,100

On a country basis, UK companies operating in Florida represented 16% of total foreign affiliate employment in Florida, with UK multinationals supporting approximately 27,800 more jobs in 2023 than in 2012.

Jobs directly supported by European investment. Total European-related jobs are likely to be higher, because these figures do not include jobs created by trade flows, indirect employment effects through distributors or suppliers, or via non-equity arrangements such as strategic alliances, joint ventures, or other deals.

## INVESTMENT

### Sources of Greenfield Foreign Direct Investment (FDI)



**1,159**

Greenfield projects (July 2015 - June 2025)

Number of projects does not directly translate to value of projects or jobs added. Greenfield FDI is investment in new assets.

## TRADE

### Florida Goods Exports to Europe, 2024

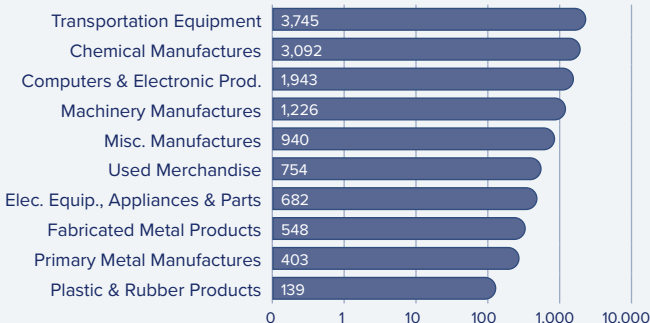
**\$14.5 bn**

Transportation equipment accounted for 26% of Florida's total exports to Europe in 2024.

#### Top European Export Markets, 2024

Country	Exports (\$Millions)
United Kingdom	3,811
Germany	2,373
Netherlands	1,402
France	1,399
Italy	998

#### Top Ten Exports to Europe, 2024 (\$Millions)



### Florida Goods Imports from Europe, 2024

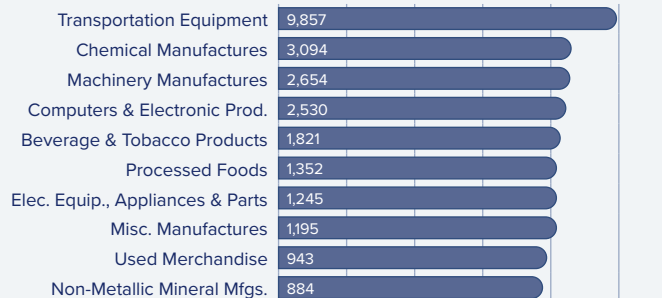
**\$33.1 bn**

Florida's top imports from Europe in 2024 included transportation equipment and chemical manufactures.

#### Top European Import Markets, 2024

Country	Imports (\$Millions)
Germany	8,870
France	4,413
Italy	3,945
United Kingdom	3,188
Spain	1,854

#### Top Ten Imports from Europe, 2024 (\$Millions)



Sources: Bureau of Economic Analysis; U.S. Census Bureau; U.S. Department of Commerce; SelectUSA.