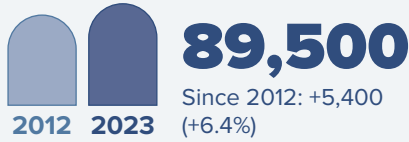


CONNECTICUT AND EUROPE

JOBS



Employment within Connecticut, 2023

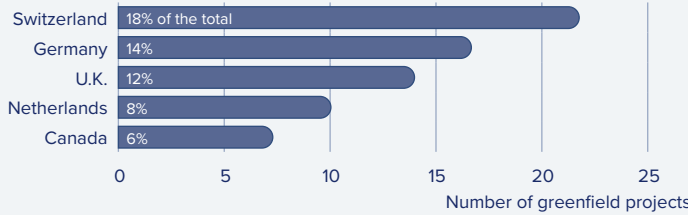
Country	Employment
United Kingdom	18,500
Netherlands	18,200
Germany	15,500
Canada	9,400
France	7,200

On a country basis, UK companies operating in Connecticut represented 16% of total foreign affiliate employment in Connecticut, with UK multinationals supporting approximately 900 fewer jobs in 2023 than in 2012.

Jobs directly supported by European investment. Total European-related jobs are likely to be higher, because these figures do not include jobs created by trade flows, indirect employment effects through distributors or suppliers, or via non-equity arrangements such as strategic alliances, joint ventures, or other deals.

INVESTMENT

Sources of Greenfield Foreign Direct Investment (FDI)



120

Greenfield projects (July 2015 - June 2025)

Number of projects does not directly translate to value of projects or jobs added. Greenfield FDI is investment in new assets.

TRADE

Connecticut Goods Exports to Europe, 2024

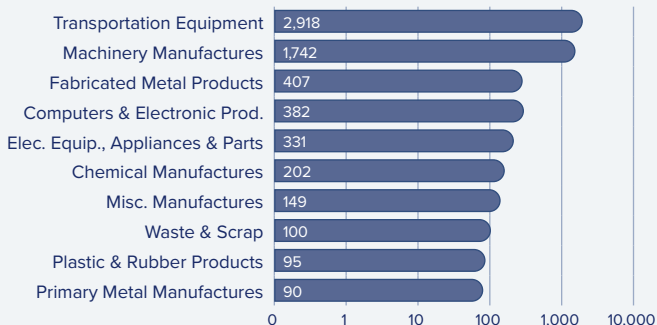
\$6.8 bn

Exports were heavily skewed towards transportation equipment, which represented 43% of the state's total exports to Europe in 2024.

Top European Export Markets, 2024

Country	Exports (\$Millions)
Germany	1,790
Netherlands	1,242
United Kingdom	1,026
France	831
Poland	397

Top Ten Exports to Europe, 2024 (\$Millions)



Connecticut Goods Imports from Europe, 2024

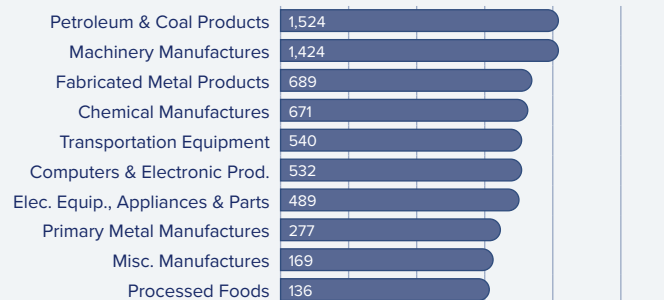
\$7.8 bn

Petroleum & coal products were Connecticut's top import from Europe in 2024, representing one-fifth of goods imports from the region.

Top European Import Markets, 2024

Country	Imports (\$Millions)
Germany	1,596
Netherlands	1,384
United Kingdom	886
Italy	583
Switzerland	520

Top Ten Imports from Europe, 2024 (\$Millions)



Sources: Bureau of Economic Analysis; U.S. Census Bureau; U.S. Department of Commerce; SelectUSA.