

# COLORADO AND EUROPE

## JOBS



### Employment within Colorado, 2023

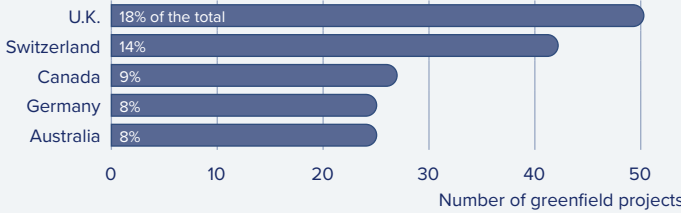
Country	Employment
United Kingdom	21,200
Canada	20,000
France	10,600
Germany	10,500
Japan	10,000

On a country basis, UK companies operating in Colorado represented 16% of total foreign affiliate employment in Colorado, with UK multinationals supporting approximately 8,500 more jobs in 2023 than in 2012.

Jobs directly supported by European investment. Total European-related jobs are likely to be higher, because these figures do not include jobs created by trade flows, indirect employment effects through distributors or suppliers, or via non-equity arrangements such as strategic alliances, joint ventures, or other deals.

## INVESTMENT

### Sources of Greenfield Foreign Direct Investment (FDI)



**314**

Greenfield projects (July 2015 - June 2025)

Number of projects does not directly translate to value of projects or jobs added. Greenfield FDI is investment in new assets.

## TRADE

### Colorado Goods Exports to Europe, 2024

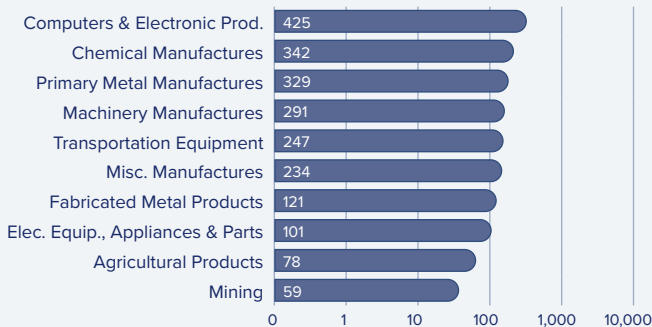
**\$2.4 bn**

About 18% of the state's exports to Europe consisted of high-tech goods (computers & electronic products) in 2024.

#### Top European Export Markets, 2024

Country	Exports (\$Millions)
Switzerland	536
Netherlands	305
Germany	287
United Kingdom	225
France	165

#### Top Ten Exports to Europe, 2024 (\$Millions)



### Colorado Goods Imports from Europe, 2024

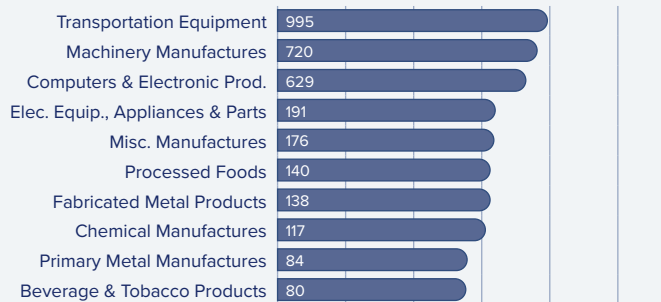
**\$3.8 bn**

Colorado's largest imports from Europe in 2024 were transportation equipment and machinery manufactures, accounting for a combined 45% of imports from Europe.

#### Top European Import Markets, 2024

Country	Imports (\$Millions)
Switzerland	881
Germany	875
Italy	393
France	262
United Kingdom	256

#### Top Ten Imports from Europe, 2024 (\$Millions)



Sources: Bureau of Economic Analysis; U.S. Census Bureau; U.S. Department of Commerce; SelectUSA.