

# ARKANSAS AND EUROPE

## JOBS



### Employment within Arkansas, 2023

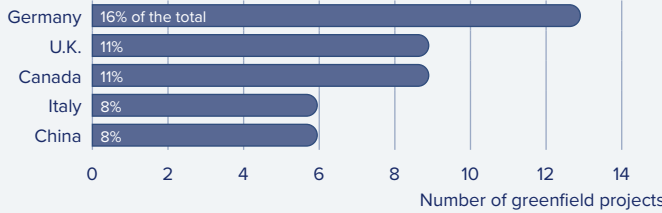
Country	Employment
United Kingdom	11,100
France	6,800
Japan	5,100
Canada	4,600
Germany	3,700

On a country basis, UK companies operating in Arkansas represented 18% of total foreign affiliate employment in Arkansas, with UK multinationals supporting approximately 6,400 more jobs in 2023 than in 2012.

Jobs directly supported by European investment. Total European-related jobs are likely to be higher, because these figures do not include jobs created by trade flows, indirect employment effects through distributors or suppliers, or via non-equity arrangements such as strategic alliances, joint ventures, or other deals.

## INVESTMENT

### Sources of Greenfield Foreign Direct Investment (FDI)



**80**

Greenfield projects (July 2015 - June 2025)

Number of projects does not directly translate to value of projects or jobs added. Greenfield FDI is investment in new assets.

## TRADE

### Arkansas Goods Exports to Europe, 2024

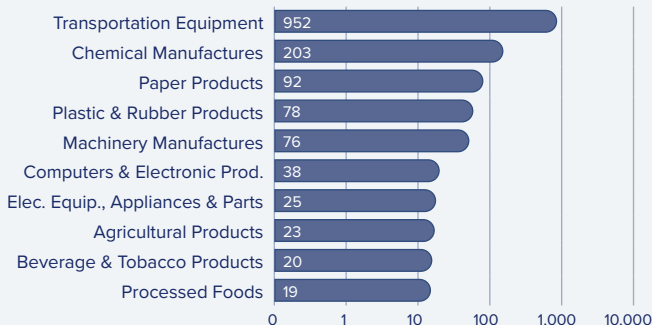
**\$1.6 bn**

Transportation equipment made up nearly 60% of exports to Europe in 2024.

#### Top European Export Markets, 2024

Country	Exports (\$Millions)
France	400
Switzerland	153
United Kingdom	140
Netherlands	138
Belgium	130

#### Top Ten Exports to Europe, 2024 (\$Millions)



### Arkansas Goods Imports from Europe, 2024

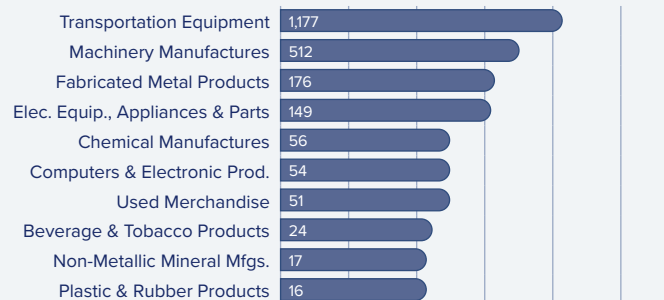
**\$2.3 bn**

Transportation equipment was also Arkansas' top imported product from Europe in 2024, representing half of total imports.

#### Top European Import Markets, 2024

Country	Imports (\$Millions)
France	1,088
Germany	425
Italy	179
United Kingdom	142
Netherlands	61

#### Top Ten Imports from Europe, 2024 (\$Millions)



Sources: Bureau of Economic Analysis; U.S. Census Bureau; U.S. Department of Commerce; SelectUSA.