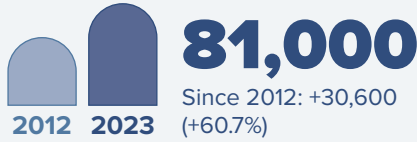


ARIZONA AND EUROPE

JOBS



Employment within Arizona, 2023

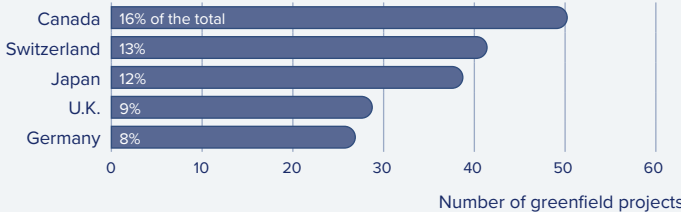
Country	Employment
Canada	26,500
United Kingdom	24,100
Germany	13,800
Japan	13,700
France	11,300

On a country basis, UK companies operating in Arizona represented 16% of total foreign affiliate employment in Arizona, with UK multinationals supporting approximately 10,400 more jobs in 2023 than in 2012.

Jobs directly supported by European investment. Total European-related jobs are likely to be higher, because these figures do not include jobs created by trade flows, indirect employment effects through distributors or suppliers, or via non-equity arrangements such as strategic alliances, joint ventures, or other deals.

INVESTMENT

Sources of Greenfield Foreign Direct Investment (FDI)



321
Greenfield projects
(July 2015 - June 2025)

Number of projects does not directly translate to value of projects or jobs added. Greenfield FDI is investment in new assets.

TRADE

Arizona Goods Exports to Europe, 2024

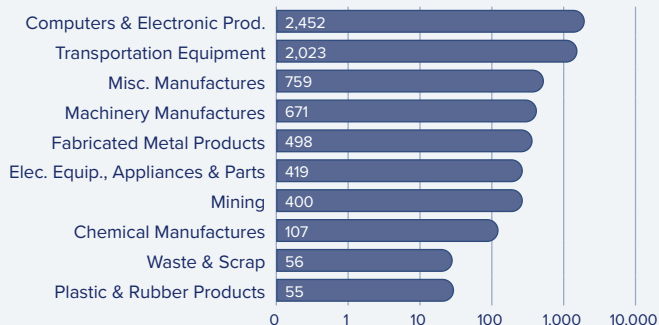
\$7.8 bn

About 57% of the state's exports to Europe consisted of computers & electronic products and transportation equipment.

Top European Export Markets, 2024

Country	Exports (\$Millions)
Netherlands	1,990
United Kingdom	1,385
Germany	845
Hungary	518
France	504

Top Ten Exports to Europe, 2024 (\$Millions)



Arizona Goods Imports from Europe, 2024

\$6.5 bn

Arizona's largest merchandise imports from Europe in 2024 were computers & electronic products and machinery manufacturers.

Top European Import Markets, 2024

Country	Imports (\$Millions)
Germany	1,831
United Kingdom	689
Netherlands	671
Italy	568
Spain	567

Top Ten Imports from Europe, 2024 (\$Millions)



Sources: Bureau of Economic Analysis; U.S. Census Bureau; U.S. Department of Commerce; SelectUSA.