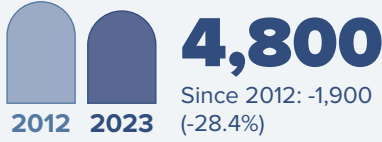


ALASKA AND EUROPE

JOBS



Employment within Alaska, 2023

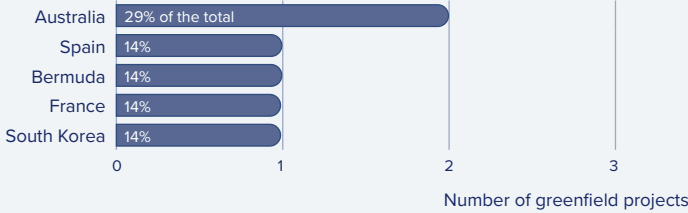
Country	Employment
Canada	6,000
Japan	2,400
United Kingdom	1,750
France	1,600
Germany	300

On a country basis, UK companies operating in Alaska represented 11% of total foreign affiliate employment in Alaska, with UK multinationals supporting approximately 2,950 fewer jobs in 2023 than in 2012.

Jobs directly supported by European investment. Total European-related jobs are likely to be higher, because these figures do not include jobs created by trade flows, indirect employment effects through distributors or suppliers, or via non-equity arrangements such as strategic alliances, joint ventures, or other deals.

INVESTMENT

Sources of Greenfield Foreign Direct Investment (FDI)



7
Greenfield projects
(July 2015 - June 2025)

Number of projects does not directly translate to value of projects or jobs added. Greenfield FDI is investment in new assets.

TRADE

Alaska Goods Exports to Europe, 2024

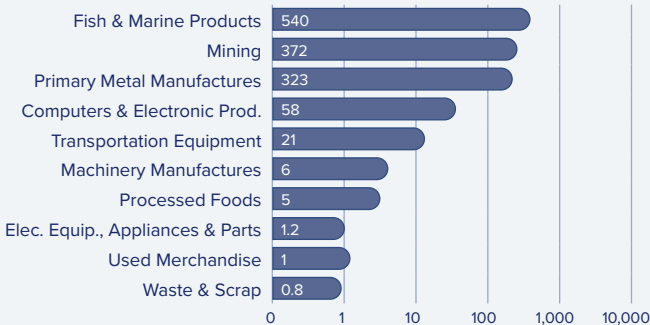
\$1.3 bn

The bulk of Alaska's exports consist of fish and marine products.

Top European Export Markets, 2024

Country	Exports (\$Millions)
Switzerland	323
Netherlands	277
Spain	181
Germany	150
Italy	84

Top Ten Exports to Europe, 2024 (\$Millions)



Alaska Goods Imports from Europe, 2024

\$281.4 m

Transportation equipment and machinery manufactures made up around 41% of imports from Europe in 2024.

Top European Import Markets, 2024

Country	Imports (\$Millions)
Italy	95
Germany	42
Sweden	38
France	31
United Kingdom	25

Top Ten Imports from Europe, 2024 (\$Millions)



Sources: Bureau of Economic Analysis; U.S. Census Bureau; U.S. Department of Commerce; SelectUSA.