

ALABAMA AND EUROPE

JOBS



Employment within Alabama, 2023

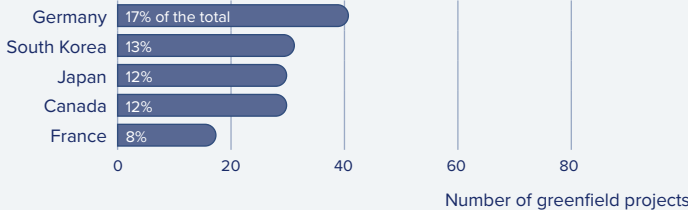
Country	Employment
Japan	29,900
Germany	18,600
Canada	18,300
United Kingdom	11,000
France	8,900

On a country basis, German companies operating in Alabama represented 13% of total foreign affiliate employment in Alabama, with German multinationals supporting approximately 7,100 more jobs in 2023 than in 2012.

Jobs directly supported by European investment. Total European-related jobs are likely to be higher, because these figures do not include jobs created by trade flows, indirect employment effects through distributors or suppliers, or via non-equity arrangements such as strategic alliances, joint ventures, or other deals.

INVESTMENT

Sources of Greenfield Foreign Direct Investment (FDI)



243
Greenfield projects
(July 2015 - June 2025)

Number of projects does not directly translate to value of projects or jobs added. Greenfield FDI is investment in new assets.

TRADE

Alabama Goods Exports to Europe, 2024

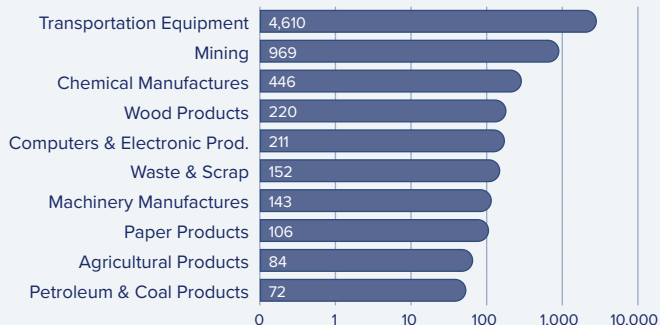
\$7.4 bn

62% of total exports from Alabama to Europe was transportation equipment, reflecting the state's relationship with European auto manufacturers.

Top European Export Markets, 2024

Country	Exports (\$Millions)
Germany	4,075
Poland	510
Belgium	504
France	367
Austria	307

Top Ten Exports to Europe, 2024 (\$Millions)



Alabama Goods Imports from Europe, 2024

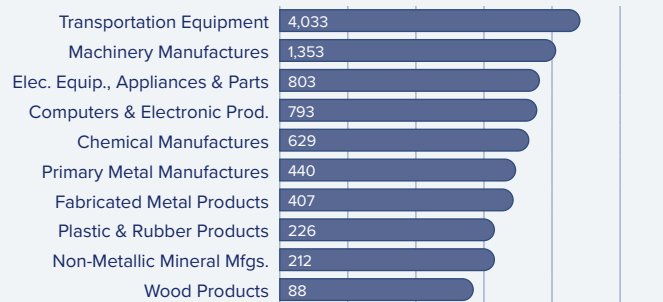
\$9.6 bn

Transportation equipment and machinery manufactures remained the top product imports from Europe in 2024.

Top European Import Markets, 2024

Country	Imports (\$Millions)
Germany	4,762
United Kingdom	779
France	538
Poland	415
Italy	409

Top Ten Imports from Europe, 2024 (\$Millions)



Sources: Bureau of Economic Analysis; U.S. Census Bureau; U.S. Department of Commerce; SelectUSA.