



Estonia and the United States

United States in Estonia

3,333



Estonia in the United States

<500

Jobs directly supported by majority-owned bank and non-bank affiliates. Estimates for 2023. Total U.S.-related jobs are likely to be higher, because these figures do not include jobs created by trade flows, indirect employment effects through distributors or suppliers, or via non-equity arrangements such as strategic alliances, joint ventures, or other deals.

\$99 m

Foreign Direct Investment (FDI), 2023

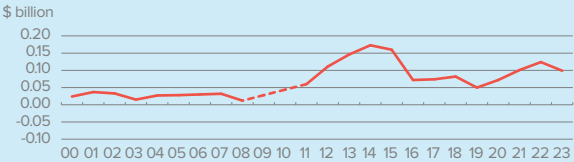


-\$9 m

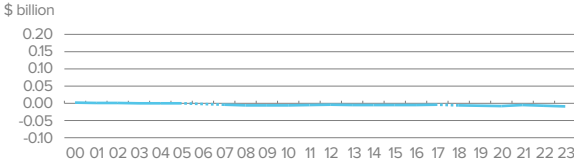
Foreign Direct Investment (FDI), 2022

America's direct investment base in Estonia is one of the smallest of the European Union at around \$100 million 2023. U.S. affiliates employed around 3,333 people in Estonia in 2023, while Estonian firms' provided less than 500 jobs in the U.S., according to estimates. Business conditions are favorable for foreign companies in Estonia, with Estonia's advanced digital economy providing an attractive environment for U.S. companies.

U.S. FDI Position in Estonia



Estonia FDI Position in the U.S.



Foreign direct investment position, historic-cost basis, 2000-2023.

Note: Dotted line indicates that data has been suppressed for a particular year to avoid disclosure of individual company data.

Negative FDI positions can occur when the loans from the affiliate to the parent company exceed the equity and debt investments from the parent to the affiliate, or if a foreign affiliate incurs sufficiently large losses.

\$374 m

U.S. Goods Exports to Estonia, 2024



\$1.1 bn

U.S. Goods Imports from Estonia, 2024

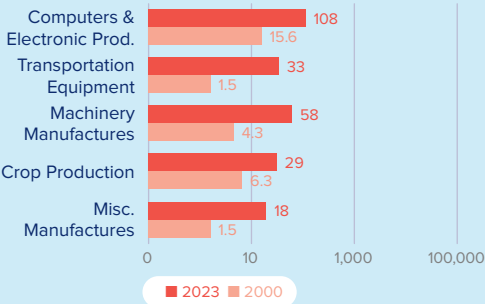
1.1% The U.S. supplied 1.1% of Estonia's total imports...

4.9% ...but the U.S. share increases to 4.9% when intra-EU trade is excluded from the total.

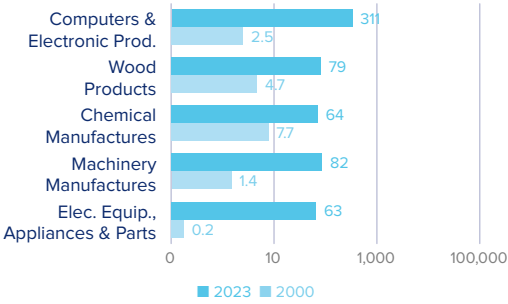
5.6% The U.S. received 5.6% of the total goods Estonia exported to the world...

19.5% ...but the U.S. share increases to 19.5% when intra-EU trade is excluded from the total.

Top Five U.S. Goods Exports to Estonia (2023, \$Millions)



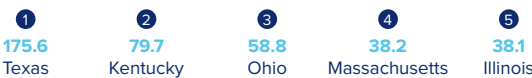
Top Five U.S. Goods Imports from Estonia (2023, \$Millions)



Top State Exporters of Goods to Estonia (2023, \$Millions)



Top State Importers of Goods from Estonia (2023, \$Millions)



\$179 m

U.S. Services Exports to Estonia, 2023



\$153 m

U.S. Services Imports from Estonia, 2023

Sources: Bureau of Economic Analysis; U.S. Commerce Department; International Monetary Fund; Office of Trade and Economic Analysis.