



## Denmark and the United States

### United States in Denmark

**29,400**



Jobs

### Denmark in the United States

**54,900**

Jobs directly supported by majority-owned bank and non-bank affiliates. Estimates for 2023. Total U.S.-related jobs are likely to be higher, because these figures do not include jobs created by trade flows, indirect employment effects through distributors or suppliers, or via non-equity arrangements such as strategic alliances, joint ventures, or other deals.

**\$12.8 bn**

### Foreign Direct Investment (FDI), 2023

Denmark's investment position in the U.S. was almost quadruple the U.S. position in Denmark in 2023. Danish firms' affiliate sales in the U.S. market stood at around \$49 billion while U.S. foreign affiliate sales in Denmark were \$20 billion. Danish affiliates in the U.S. employ almost twice as many people as U.S. affiliates in Denmark.

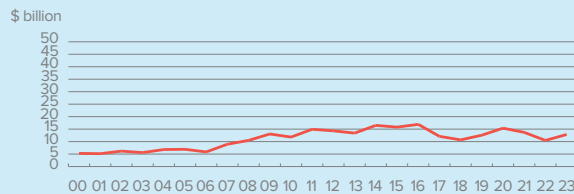


Investment

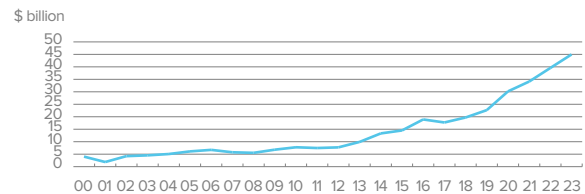
**\$45.0 bn**

### Foreign Direct Investment (FDI), 2023

#### U.S. FDI Position in Denmark



#### Denmark FDI Position in the U.S.



Foreign direct investment position, historic-cost basis, 2000-2023.

**\$5.8 bn**

### U.S. Goods Exports to Denmark, 2024

**4.1%** The U.S. supplied 4.1% of Denmark's total imports... **12.2%** ...but the U.S. share increases to 12.2% when intra-EU trade is excluded from the total.



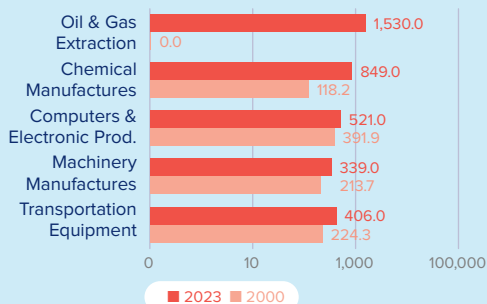
Trade in Goods

**\$10.0 bn**

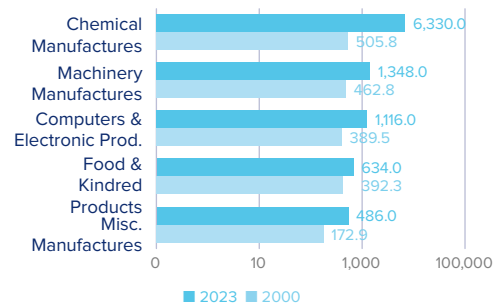
### U.S. Goods Imports from Denmark, 2024

**9.7%** The U.S. received 9.7% of the total goods Denmark exported to the world... **21.9%** ...but the U.S. share increases to 21.9% when intra-EU trade is excluded from the total.

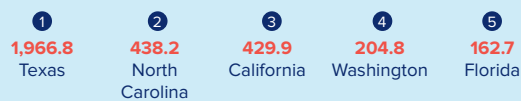
#### Top Five U.S. Goods Exports to Denmark (2023, \$Millions)




#### Top Five U.S. Goods Imports from Denmark (2023, \$Millions)



#### Top State Exporters of Goods to Denmark (2023, \$Millions)



#### Top State Importers of Goods from Denmark (2023, \$Millions)



**\$10.3 bn**

### U.S. Services Exports to Denmark, 2023



Trade in Services

**\$7.8 bn**

### U.S. Services Imports from Denmark, 2023

Sources: Bureau of Economic Analysis; U.S. Commerce Department; International Monetary Fund; Office of Trade and Economic Analysis.